



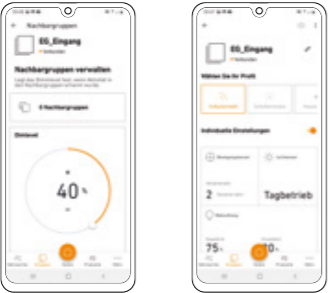
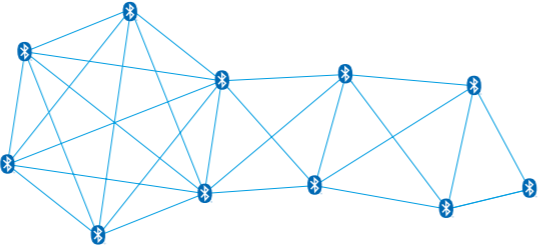


Catalogue

Sensors & lights

Professional line



 **steinel**

<p>1</p>  <p>STEINEL is the sensor specialist for building automation.</p> <p>We have been setting standards in building sensor technology since 1987. STEINEL solutions are now sold in over 70 countries.</p>	<p>2</p>  <p>STEINEL lights are always one step ahead.</p> <p>The unique combination of optimal light and the finest sensor control for energy savings of over 90%.</p>
<p>3</p>  <p>Both networking and adjusting the settings are one thing above all: simple.</p> <p>Our Bluetooth-based lighting solutions can be conveniently set and adjusted at any time using the STEINEL Connect App.</p>	<p>4</p>  <p>STEINEL products communicate with each other.</p> <p>By integrating Bluetooth Mesh, STEINEL products network wirelessly to form intelligent networks.</p>
<p>5</p>  <p>Compatible with all leading systems.</p> <p>STEINEL products are available with all common interfaces and are easy for planners and installers to integrate.</p>	<p>6</p>  <p>The right sensor technology for every application.</p> <p>STEINEL is a leader in infrared, high-frequency, ultrasonic and optical sensor technology for modern buildings.</p>

Sensors

Motion detectors

04

iHF 3D	04
sensIQ	06
sensIQ S	07
IS 180 Digi HD	08
3000 series	10
Eco Plus series	20
2000 series / 2000 ECO series	24
Interfaces and wiring diagrams	26

Presence detectors

32

Optical sensor	32
Control PRO II	34
Control PRO	42
Presence detector	52
Accessories	54
DALI plus	56

DALI-2

58

DALI-2 input device	60
LiveLink	61

KNX

64

Interfaces and wiring diagrams	68
--------------------------------	----

Sensor-switched lights

Indoor lights

76

Floodlights

90

Solar lights

96

Outdoor lights


98

iHF 3D. Seamless, uncompromising, flawless.


Our Professional line of outdoor motion detectors is raising the bar to new heights, combining the very best of both worlds in terms of technology and design. What's more, by implementing high-frequency technology in the iHF 3D for outdoor use, we have achieved a quantum leap in terms of saying goodbye to unwanted weather-related activations.



iHF 3D



No more unwanted activations triggered by neighbours, cars or animals.



Coverage only where you really want it.



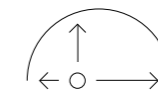
A sensor that adapts to your home. Easily adjustable in 3 directions.



Connect, set up and operate the lights via the Smart Remote app




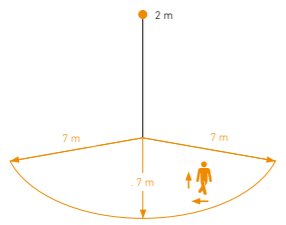

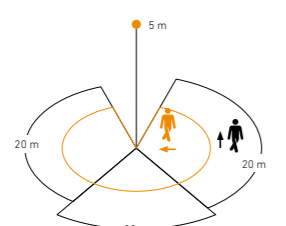
Now also available as a Bluetooth version




Adjustable in three zones ranging from 1–5 metres



160° intelligent, high-frequency sensor

Product	Detection	Interface	Variant	IP rating	EAN								
iHF 3D iHF motion detector for walls 	160 °	COM1	black	IP54	4007841 066215								
	160 °	COM1	white	IP54	4007841 066222								
	160 °	COM1	anthracite	IP54	4007841 066178								
	160 °	KNX V3.5	black	IP54	4007841 059637								
	160 °	KNX V3.5	white	IP54	4007841 059644								
	160 °	KNX V3.5	anthracite	IP54	4007841 059620								
	with 3D antenna technology, 4-hour continuous light Range: Radial max. r = 5 m (35 m ²), tangential max. r = 5 m (35 m ²) Mounting height: 1.80–2.00 m COM1: Output: max. 2000 W (LED-ready) KNX: max. current consumption: 30 mA Dimensions: 120 x 117 x 120 mm 												
sensIQ Infrared motion detectors for walls, ceilings, corners 	300°	COM1	black	IP54	4007841 029579								
	300°	COM1	white	IP54	4007841 029562								
	300°	COM1	anthracite	IP54	4007841 056636								
	300°	KNX V3.1	black	IP54	4007841 059552								
	300°	KNX V3.1	white	IP54	4007841 059576								
	300°	KNX V3.1	anthracite	IP54	4007841 059538								
	Corner wall mount <table border="1"> <tr> <td></td> <td>white</td> <td></td> <td>4007841 601966</td> </tr> <tr> <td></td> <td>black</td> <td></td> <td>4007841 600969</td> </tr> </table> Range independently adjustable to the metre in 3 directions, 4-hour continuous light incl. Remote control & corner wall mount Switching zones: 1360 switching zones Range: Radial max. r = 4 m (42 m ²), tangential max. r = 20 m (1047 m ²) Mounting height: 2.00–5.00 m COM1: Output: max. 2500 W (LED-ready) KNX: max. current consumption: 10 mA Dimensions: 172 x 113 x 144 mm 							white		4007841 601966		black	
	white		4007841 601966										
	black		4007841 600969										

Product	Detection	Interface	Variant	IP rating	EAN				
sensIQ S Infrared motion detectors for walls and corners 	300°	COM1	black	IP54	4007841 034979				
	300°	COM1	white	IP54	4007841 034955				
	300°	COM1	anthracite	IP54	4007841 056650				
	300°	KNX V3.1	black	IP54	4007841 059606				
	300°	KNX V3.1	white	IP54	4007841 059613				
	300°	KNX V3.1	anthracite	IP54	4007841 059583				
	Corner wall mount <table border="1"> <tr> <td></td> <td>black</td> <td></td> <td>4007841 608828</td> </tr> </table> Range independently adjustable to the metre in 3 directions, incl. RC9 remote control & corner wall mount Switching zones: 1360 switching zones Range: Radial max. r = 4 m (42 m ²), tangential max. r = 20 m (1047 m ²) Mounting height: 2.00–5.00 m COM1: Output: max. 2000 W (LED-ready) KNX: max. current consumption: 10 mA Dimensions: 128 x 114 x 74 mm 							black	
	black		4007841 608828						
Smart Remote Remote control 	black				4007841 009151				
For controlling lights and sensors via smartphone or tablet. Replaces the RC1–RC12 remote controls. Incl. 2x AA batteries.									

The 3000 series. Exceptional variety for every requirement.

Whether you're looking for infrared, high-frequency or light sensor technology, you will always find the perfect motion detector to suit your needs in our 3000 series. Even the most ambitious projects can be handled with minimal effort thanks to the wide range of available interfaces, including COM1, PF, DALI-2 application controller, DALI-2 input device, and KNX. Another feature we are particularly proud of is our In conjunction with our Smart Remote functionality, which offers simple and convenient control and configuration via tablet or smartphone. Selected sensors are also available in black for use with dark ceilings or walls. and the latest addition to our range comes in the form of recessed ceiling versions for straightforward quick installation in suspended ceilings.

2 technologies



Passive infrared technology

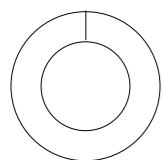
Pyro sensors react to changes in infrared heat radiation within the detection range.



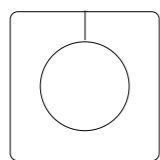
High-frequency technology

If a movement within the detection range changes the echo image of the high-frequency signal, the sensor reacts within fractions of a second.

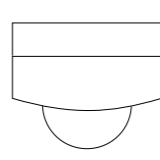
5 designs



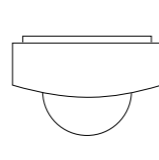
Round



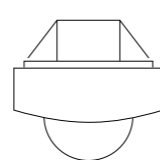
Square




Surface-mounted



Concealed wiring




Recessed ceiling



Residential construction

High-frequency technology for stairwells



Parking & transportation

For monitoring large areas




Industry & logistics

Large installation heights up to 14 m



Schools & learning institutes

Specially designed corridor sensors



Office

Long corridors and hallways

7

sensors with infrared, high-frequency or light sensor technology.




5



round and square designs in concealed wiring, surface-mounted and recessed ceiling variants.

5


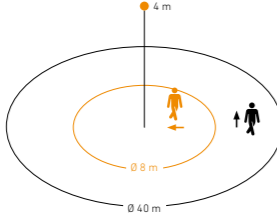
interfaces for rapid integration into the building technology.

3000 series overview				
   				
IS 3360 IS 345 HF 3360 IS 3180				
Concealed wiring, square				
COM1	4007841 033460	4007841 033804	4007841 033675	4007841 055721
PF	4007841 033491	4007841 033835	4007841 033705	
KNX	4007841 058173	4007841 058265	4007841 058227	4007841 058142
DALI-2 APC	4007841 033514	4007841 033866	4007841 033743	4007841 055738
DALI-2 IPD	4007841 057244	4007841 057282	4007841 057336	4007841 057367
Concealed wiring, round				
COM1	4007841 033453	4007841 033811	4007841 033682	
PF	4007841 033484	4007841 033842	4007841 033712	
KNX	4007841 058197	4007841 058289	4007841 058241	
DALI-2 APC	4007841 033521	4007841 033873	4007841 033750	
DALI-2 IPD	4007841 057268	4007841 057305	4007841 057343	
Surface mounting, square				
COM1	4007841 010478	4007841 010485	4007841 011734	4007841 009113
PF	4007841 010515	4007841 010539	4007841 010546	4007841 010508
KNX	4007841 058166	4007841 058258	4007841 058210	4007841 058135
DALI-2 APC	4007841 010560	4007841 010584	4007841 011604	4007841 010553
DALI-2 IPD	4007841 057237	4007841 057275	4007841 057312	4007841 057350
Surface mounting, round				
COM1	4007841 033446	4007841 033798	4007841 033668	
PF	4007841 033477	4007841 033828	4007841 033699	
KNX	4007841 058180	4007841 058272	4007841 058234	
DALI-2 APC	4007841 033507	4007841 033859	4007841 033736	
DALI-2 IPD	4007841 057251	4007841 057299	4007841 057329	
Recessed ceiling, square				
COM1	4007841 079635	4007841 079673		
KNX	4007841 079642	4007841 079680		
DALI-2 APC	4007841 080624	4007841 080648		
Recessed ceiling, round				
COM1	4007841 079659	4007841 079697		
KNX	4007841 079666	4007841 079703		
DALI-2 APC	4007841 080631	4007841 080655		


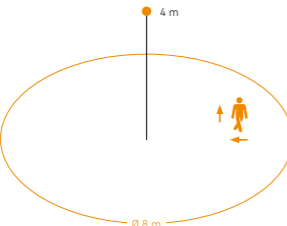
3000 series overview			
  			
IS 3360 MX Highbay IS 345 MX Highbay Light Sensor Dual			
Concealed wiring, square			
KNX			4007841 058326
DALI-2 IPD			4007841 057435
Concealed wiring, round			
KNX			4007841 058340
DALI-2 IPD			4007841 057442
Surface mounting, square			
COM1	4007841 033569	4007841 010492	
PF	4007841 033583	4007841 010522	
KNX	4007841 058364	4007841 058296	
DALI-2 APC	4007841 010577	4007841 010591	
DALI-2 IPD	4007841 057374	4007841 057398	4007841 057411
Surface mounting, round			
DALI-2 IPD			4007841 057428


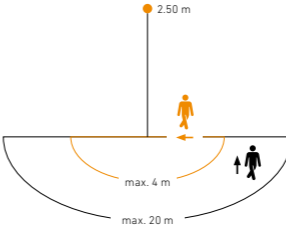

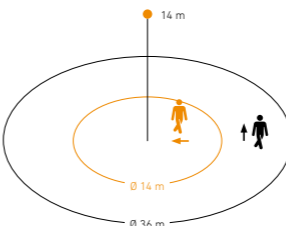
					
IS 3360 black			IS 345 black		
COM1	Surface mounting, square	4007841 068523	KNX V3.1	Surface mounting, square	4007841 084134
KNX V3.1	Surface mounting, square	4007841 068561	KNX V3.1	Surface mounting, round	4007841 084158
COM1	Surface mounting, round	4007841 068547	KNX V3.1	Concealed wiring, square	4007841 084141
KNX V3.1	Surface mounting, round	4007841 068585	KNX V3.1	Concealed wiring, round	4007841 084165
COM1	Concealed wiring, square	4007841 068530			
KNX V3.1	Concealed wiring, square	4007841 068578			
COM1	Concealed wiring, round	4007841 068554			
KNX V3.1	Concealed wiring, round	4007841 068592			



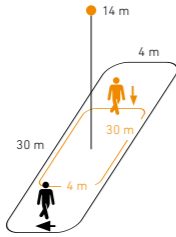




Switching capacities	
COM1	Max. 2000 W (LED-ready), switching light
PF	No SELV, max. 10 A, 240 V AC / 24 V DC, min. 100 mA, 12 V AC / DC, switching a floating relay
DALI-2 APC	Broadcast control line for 1 x 30 DALI electronic ballasts
Power supply	
KNX	KNX bus power supply, digital bus interface for 2 light channels and HVAC
DALI-2 IPD	DALI bus power supply, for connecting to DALI light management systems/LiveLink




Product	Detection	Interface	Variant	IP rating	EAN
<p>IS 3360</p> <p>Infrared motion & presence detector for car parks, entrance areas and function rooms</p>  <p>The presence detector in the 3000 series with 3 pyro sensors and 4-hour continuous light Range: Radial max. Ø 8 m (50 m²) Tangential max. Ø 40 m (1257 m²) Presence max. Ø 3 m (7 m²) Mounting height: 2.50–4.00 m COM1: Output: max. 2000 W (LED-ready) DALI-2 IPD: Current consumption 3 DALI participants (6 mA) KNX: max. current consumption: 12.5 mA Dimensions: Surface-mounted, square: 65 x 95 x 95 mm / Round: Ø 126 x 65 mm – Concealed wiring, square: 78 x 94 x 94 mm / Round: Ø 124 x 65 mm – Recessed ceiling, square: 121 x 94 x 94 mm / Round: Ø 124 x 121 mm</p> 	Surface mounting, square				
	360°	COM1	white	IP54	4007841 010478
	360°	COM1	black	IP54	4007841 068523
	360°	PF	white	IP54	4007841 010515
	360°	DALI-2 APC	white	IP54	4007841 010560
	360°	DALI-2 IPD	white	IP54	4007841 057237
	360°	KNX V3.1	white	IP54	4007841 058166
	360°	KNX V3.1	black	IP54	4007841 068561
	Surface mounting, round				
	360°	COM1	white	IP54	4007841 033446
	360°	COM1	black	IP54	4007841 068547
	360°	PF	white	IP54	4007841 033477
	360°	DALI-2 APC	white	IP54	4007841 033507
	360°	DALI-2 IPD	white	IP54	4007841 057251
	360°	KNX V3.1	white	IP54	4007841 058180
	360°	KNX V3.1	black	IP54	4007841 068585
	Concealed wiring, square				
	360°	COM1	white	IP20	4007841 033460
	360°	COM1	black	IP20	4007841 068530
	360°	PF	white	IP20	4007841 033491
	360°	DALI-2 APC	white	IP20	4007841 033514
	360°	DALI-2 IPD	white	IP20	4007841 057244
	360°	KNX V3.1	white	IP20	4007841 058173
	360°	KNX V3.1	black	IP20	4007841 068578
	Concealed wiring, round				
	360°	COM1	white	IP20	4007841 033453
	360°	COM1	black	IP20	4007841 068554
	360°	PF	white	IP20	4007841 033484
	360°	DALI-2 APC	white	IP20	4007841 033521
	360°	DALI-2 IPD	white	IP20	4007841 057268
	360°	KNX V3.1	white	IP20	4007841 058197
	360°	KNX V3.1	black	IP20	4007841 068592
	Recessed ceiling, square				
	360°	COM1	white	IP20	4007841 079635
	360°	DALI-2 APC	white	IP20	4007841 080624
	360°	KNX V3.1	white	IP20	4007841 079642
	Recessed ceiling, round				
	360°	COM1	white	IP20	4007841 079659
	360°	DALI-2 APC	white	IP20	4007841 080631
	360°	KNX V3.1	white	IP20	4007841 079666

Product	Detection	Interface	Variant	IP rating	EAN
<p>IS 345</p> <p>Infrared motion detectors for corridors and hallways</p>  <p>With 2 pyro sensors, 4-hour continuous light Range: Radial max. 12 x 6 m (72 m²), tangential max. 23 x 6 m (138 m²) Mounting height: 2.50–5.00 m COM1: Output: max. 2000 W (LED-ready) DALI-2 IPD: Current consumption 3 DALI participants (6 mA) KNX: max. current consumption: 12.5 mA Dimensions: Surface-mounted, square: 65 x 95 x 95 mm / Round: Ø 126 x 65 mm – Concealed wiring, square: 78 x 94 x 94 mm / Round: Ø 124 x 65 mm – Recessed ceiling, square: 121 x 94 x 94 mm / Round: Ø 124 x 121 mm</p> 	Surface mounting, square				
	360°	COM1	white	IP54	4007841 010485
	360°	PF	white	IP54	4007841 010539
	360°	DALI-2 APC	white	IP54	4007841 010584
	360°	DALI-2 IPD	white	IP54	4007841 057275
	360°	KNX V3.1	white	IP54	4007841 058258
	360°	KNX V3.1	black	IP54	4007841 084134
	Surface mounting, round				
	360°	COM1	white	IP54	4007841 033798
	360°	PF	white	IP54	4007841 033828
	360°	DALI-2 APC	white	IP54	4007841 033859
	360°	DALI-2 IPD	white	IP54	4007841 057299
	360°	KNX V3.1	white	IP54	4007841 058272
	360°	KNX V3.1	black	IP54	4007841 084158
	Concealed wiring, square				
	360°	COM1	white	IP20	4007841 033804
	360°	PF	white	IP20	4007841 033835
	360°	DALI-2 APC	white	IP20	4007841 033866
	360°	DALI-2 IPD	white	IP20	4007841 057282
	360°	KNX V3.1	white	IP20	4007841 058265
	360°	KNX V3.1	black	IP20	4007841 084141
	Concealed wiring, round				
	360°	COM1	white	IP20	4007841 033811
	360°	PF	white	IP20	4007841 033842
	360°	DALI-2 APC	white	IP20	4007841 033873
	360°	DALI-2 IPD	white	IP20	4007841 057305
	360°	KNX V3.1	white	IP20	4007841 058289
	360°	KNX V3.1	black	IP20	4007841 084165
	Recessed ceiling, square				
	360°	COM1	white	IP20	4007841 079673
	360°	DALI-2 APC	white	IP20	4007841 080648
	360°	KNX V3.1	white	IP20	4007841 079680
	Recessed ceiling, round				
	360°	COM1	white	IP20	4007841 079697
	360°	DALI-2 APC	white	IP20	4007841 080655
	360°	KNX V3.1	white	IP20	4007841 079703

Product	Detection	Interface	Variant	IP rating	EAN
<p>HF 3360</p> <p>High-frequency motion detectors for WCs, washrooms, stairwells and side rooms</p>  <p>5.8 GHz, approx. 1 mW, 4-hour continuous light</p> <p>Range: Radial max. $\varnothing = 8\text{ m}$ (50 m^2), tangential max. $\varnothing = 8\text{ m}$ (50 m^2)</p> <p>Mounting height: 2.00–4.00 m</p> <p>COM1: Output: max. 2000 W (LED-ready)</p> <p>DALI-2 IPD: Current consumption 5 DALI participants (10 mA)</p> <p>KNX: max. current consumption: 12.5 mA</p> <p>Dimensions: Surface-mounted, square: 52 x 95 x 95 mm / Round: $\varnothing 126 \times 52\text{ mm}$ – Concealed wiring, square: 64 x 94 x 94 mm / Round: $\varnothing 124 \times 64\text{ mm}$</p> 	Surface mounting, square				
	360°	COM1	white	IP54	4007841 011734
	360°	PF	white	IP54	4007841 010546
	360°	DALI-2 IPD	white	IP54	4007841 057312
	360°	KNX V3.1	white	IP54	4007841 058210
	Surface mounting, round				
	360°	COM1	white	IP54	4007841 033668
	360°	PF	white	IP54	4007841 033699
	360°	DALI-2 IPD	Round	IP54	4007841 057329
	360°	KNX V3.1	white	IP54	4007841 058234
	Concealed wiring, square				
	360°	COM1	white	IP20	4007841 033675
	360°	PF	white	IP20	4007841 033705
	360°	DALI-2 IPD	white	IP20	4007841 057336
	360°	KNX V3.1	white	IP20	4007841 058227
	Concealed wiring, round				
	360°	COM1	white	IP20	4007841 033682
	360°	PF	white	IP20	4007841 033712
	360°	DALI-2 IPD	Round	IP20	4007841 057343
	360°	KNX V3.1	white	IP20	4007841 058241


Product	Detection	Interface	Variant	IP rating	EAN	
<p>IS 3180</p> <p>Infrared motion detectors for corridors, hallways and side rooms</p>  <p>With 2 pyro sensors, 4-hour continuous light</p> <p>Range: Radial max. $r = 3\text{ m}$ (14 m^2) / $r = 4\text{ m}$ (25 m^2) Tangential max. $r = 6\text{ m}$ (57 m^2) / $r = 20\text{ m}$ (628 m^2)</p> <p>Mounting height: 1.80–2.50 m</p> <p>COM1: Output: max. 2000 W (LED-ready)</p> <p>DALI-2 IPD: Current consumption 3 DALI participants (6 mA)</p> <p>KNX: max. current consumption: 12.5 mA</p> <p>Dimensions: Surface-mounted, square: 65 x 95 x 95 mm – Concealed wiring, square: 78 x 94 x 94 mm</p> 	Surface mounting, square					
	180°	COM1	white	IP54	4007841 009113	
	180°	PF	white	IP54	4007841 010508	
	180°	DALI-2 APC	white	IP54	4007841 010553	
	180°	DALI-2 IPD	white	IP54	4007841 057350	
	180°	KNX V3.1	white	IP54	4007841 058135	
	Concealed wiring, square					
	180°	COM1	white	IP20	4007841 055721	
	180°	DALI-2 APC	white	IP20	4007841 055738	
	180°	DALI-2 IPD	white	IP20	4007841 057367	
	180°	KNX V3.1	white	IP20	4007841 058142	
	Surface mounting, square					
	360°	COM1	white	IP54	4007841 033569	
	360°	PF	white	IP54	4007841 033583	
	360°	DALI-2 APC	white	IP54	4007841 010577	
	360°	DALI-2 IPD	white	IP54	4007841 057374	
	360°	KNX V3.1	white	IP54	4007841 058364	
	<p>IS 3360 MX Highbay</p> <p>Infrared motion detectors for high-bay warehouse zones</p>  <p>For high elevations, with 3 pyro sensors, 4-hour continuous light</p> <p>Range: Radial max. $\varnothing 14\text{ m}$ (154 m^2) Tangential max. $\varnothing 36\text{ m}$ (1018 m^2)</p> <p>Mounting height: 4.00–14.00 m</p> <p>COM1: Output: max. 2000 W (LED-ready)</p> <p>DALI-2 IPD: Current consumption 3 DALI participants (6 mA)</p> <p>KNX: max. current consumption: 12.5 mA</p> <p>Dimensions: 65 x 95 x 95 mm</p> 	Surface mounting, square				
		360°	COM1	white	IP54	4007841 033569

Product	Detection	Interface	Variant	IP rating	EAN
IS 345 MX Highbay Infrared motion detectors for high-bay warehouse aisles   	Surface mounting, square				
	360°	COM1	white	IP54	4007841 010492
	360°	PF	white	IP54	4007841 010522
	360°	DALI-2 APC	white	IP54	4007841 010591
	360°	DALI-2 IPD	white	IP54	4007841 057398
	360°	KNX V3.1	white	IP54	4007841 058296
For high elevations, with 2 pyro sensors, 4-hour continuous light Range: Radial max. 30 x 4 m (120 m ²), tangential max. 30 x 4 m (120 m ²) Mounting height: 4.00–14.00 m COM1: Output: max. 2000 W (LED-ready) DALI-2 IPD: Current consumption 3 DALI participants (6 mA) KNX: max. current consumption: 12.5 mA Dimensions: 65 x 95 x 95 mm					
Light Sensor Dual Twilight switch for offices, conference rooms and classrooms   	Surface mounting, square				
		DALI-2 IPD	white	IP54	4007841 057411
	Surface mounting, round				
		DALI-2 IPD	white	IP54	4007841 057428
	Concealed wiring, square				
		DALI-2 IPD	white	IP20	4007841 057435
		KNX V3.1	white	IP20	4007841 058326
	Concealed wiring, round				
		DALI-2 IPD	white	IP20	4007841 057442
		KNX V3.1	white	IP20	4007841 058340
Light sensor with 2 light measurements (diffused & direct) Twilight setting: 2–1000 lx Mounting height: 2.00–4.00 m KNX: max. current consumption: 12.5 mA Dimensions: square: 51 x 94 x 94 mm – round: Ø 124 x 51 mm					
Smart Remote Remote control 	black				4007841 009151
	For controlling lights and sensors via smartphone or tablet. Replaces the RC1–RC12 remote controls. Incl. 2x AA batteries.				


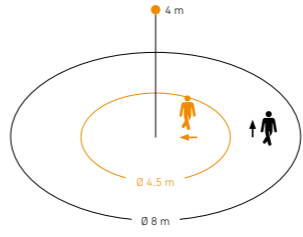

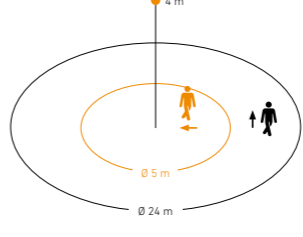
Product	Detection	Interface	Variant	IP rating	EAN
Corner wall mount 3000 	white				4007841 035174
	black				4007841 648015
For internal and external corners, plastic, suitable for IS 3180 and HF 3360.					
Recessed ceiling adapter 	white				4007841 079543
	Enables ceiling installation of the Control PRO, Control PRO II and 3000 series Dimensions: 67 x 69 mm				
Black cover 	Black covers for IR sensors				
	Surface mounting, square				4007841 056711
	Surface mounting, round				4007841 056735
	Concealed wiring, square				4007841 056728
	Concealed wiring, round				4007841 056742
	Black covers for HF sensors				
	Surface mounting, square				4007841 056674
	Surface mounting, round				4007841 056698
	Concealed wiring, square				4007841 056681
	Concealed wiring, round				4007841 056704
For HF 3360 motion detectors.					

Eco Plus series from STEINEL for your day-to-day operations.

The new motion and presence detectors in STEINEL's Eco Plus series fulfil the standard requirements of electricians for a smooth transition into contract-based operations. Their functions are concentrated on frequently used everyday requirements, whether it's in the office, in meeting rooms, in passageways or in large areas. With a range of 8 or 24 m, they are extremely versatile. Offering 360° motion and presence detection, the MD/PD-8 ECO and MD/PD-24 ECO sensors represent the utmost in STEINEL quality. These attractive sensors are quick and easy to install in just a few steps thanks to their modular design. What's more, they are configured and operated using the app-based Smart Remote, a service remote control or a potentiometer. Your intelligent lighting control solution not only saves energy and money, but also protects the environment.



Product Detection Interface Variant IP rating EAN





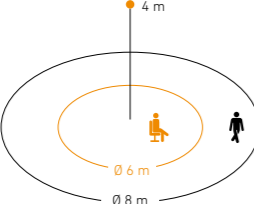
Product	Detection	Interface	Variant	IP rating	EAN
MD-8 ECO Infrared motion detector  	Surface-mounted				
	360°	COM1	white	IP54	4007841 087791
	Concealed wiring				
MD-24 ECO Infrared motion detector  	360°	COM1	white	IP54	4007841 087760
	Concealed wiring				
	360°	COM1	white	IP20	4007841 087784
Recessed ceiling					
360° COM1 white IP20 4007841 087777					
1 pyro motion detector with key input. Installation-friendly thanks to round design and magnetic plug-in connection. Parallel switching of multiple sensors to expand the detection range. Adjusted by potentiometer and remote control, cover caps included Range: Radial max. Ø 4.5 m (16 m ²), tangential max. Ø 8 m (57 m ²) Mounting height: 2–4 m COM1: Output: max. 2000 W (LED-ready) Dimensions: Surface-mounted: Ø 129 x 65 mm – Concealed wiring: Ø 109 x 70 mm – Recessed ceiling: Ø 109 x 138 mm					
3 pyro motion detectors with key input. Installation-friendly thanks to round design and magnetic plug-in connection. Parallel switching of multiple sensors to expand the detection range. Adjusted by potentiometer and remote control, cover caps included Range: Radial max. Ø 5 m (20 m ²), tangential max. Ø 24 m (471 m ²) Mounting height: 2–4 m COM1: Output: max. 2000 W (LED-ready) Dimensions: Surface-mounted: Ø 129 x 65 mm – Concealed wiring: Ø 109 x 70 mm – Recessed ceiling: Ø 109 x 138 mm					





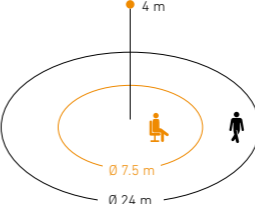



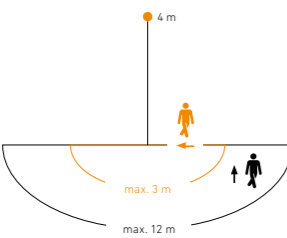

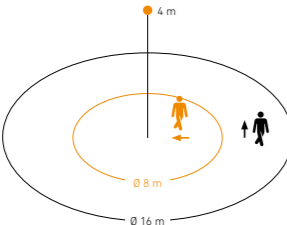

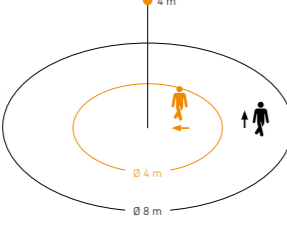

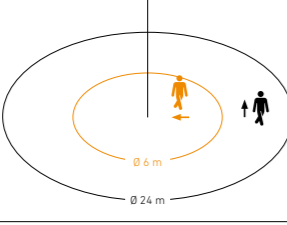

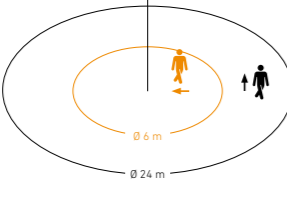
MD/PD-8 ECO


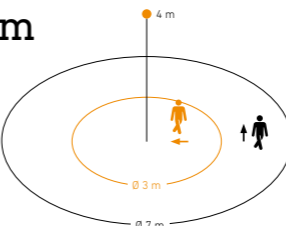

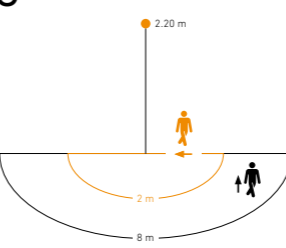

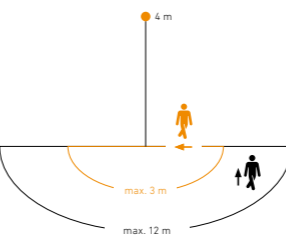

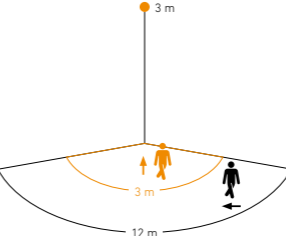

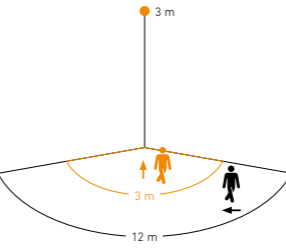


MD/PD-24 ECO

Product	Detection	Interface	Variant	IP rating	EAN	
PD-8 ECO Infrared presence detector    	Surface-mounted					
	360°	COM1	white	IP54	4007841 087890	
	360°	COM1	black	IP54	*4007841 087883	
	360°	DALI-2 IPD	white	IP54	4007841 088156	
	360°	DALI-2 IPD	black	IP54	*4007841 088149	
	360°	KNX V3.1	white	IP54	4007841 087951	
	360°	KNX V3.1	black	IP54	*4007841 087944	
	Concealed wiring					
	360°	COM1	white	IP20	4007841 087937	
	360°	COM1	black	IP20	*4007841 087920	
	360°	DALI-2 IPD	white	IP20	4007841 088194	
	360°	DALI-2 IPD	black	IP20	*4007841 088187	
	360°	KNX V3.1	white	IP20	4007841 087999	
	360°	KNX V3.1	black	IP20	*4007841 087982	
	Recessed ceiling					
	360°	COM1	white	IP20	4007841 087913	
	360°	COM1	black	IP20	*4007841 087906	
	360°	DALI-2 IPD	white	IP20	4007841 088163	
	360°	DALI-2 IPD	black	IP20	*4007841 088170	
	360°	KNX V3.1	white	IP20	4007841 087975	
	360°	KNX V3.1	black	IP20	*4007841 087968	
	<p>1 pyro presence detector with key input for COM1 With presence range and brightness-based deactivation Installation-friendly thanks to round design and magnetic plug-in connection Parallel switching of multiple sensors to expand the detection range Adjusted by potentiometer and remote control, cover caps included Range: Radial max. Ø 4.5 m (16 m²), tangential max. Ø 8 m (57 m²), presence max. Ø 6 m (28 m²) Mounting height: 2–4 m COM1: Output: max. 2000 W (LED-ready) KNX: max. current consumption: 10 mA Dimensions: Surface-mounted: Ø 129 x 65 mm – Concealed wiring: Ø 109 x 70 mm – Recessed ceiling: Ø 109 x 138 mm</p>					
						

Product	Detection	Interface	Variant	IP rating	EAN	
PD-24 ECO Infrared presence detector    	Surface-mounted					
	360°	COM1	white	IP54	4007841 087838	
	360°	COM1	black	IP54	*4007841 087821	
	360°	DALI-2 IPD	white	IP54	4007841 088231	
	360°	DALI-2 IPD	black	IP54	*4007841 088224	
	360°	KNX V3.1	white	IP54	4007841 088019	
	360°	KNX V3.1	black	IP54	*4007841 088002	
	Concealed wiring					
	360°	COM1	white	IP20	4007841 087876	
	360°	COM1	black	IP20	*4007841 087869	
	360°	DALI-2 IPD	white	IP20	4007841 088279	
	360°	DALI-2 IPD	black	IP20	*4007841 088262	
	360°	KNX V3.1	white	IP20	4007841 088057	
	360°	KNX V3.1	black	IP20	*4007841 088040	
	Recessed ceiling					
	360°	COM1	white	IP20	4007841 087852	
	360°	COM1	black	IP20	*4007841 087845	
	360°	DALI-2 IPD	white	IP20	4007841 088255	
	360°	DALI-2 IPD	black	IP20	*4007841 088248	
	360°	KNX V3.1	white	IP20	4007841 088033	
	360°	KNX V3.1	black	IP20	*4007841 088026	
	<p>3 pyro presence detectors with key input for COM1 With presence range and brightness-based deactivation Installation-friendly thanks to round design and magnetic plug-in connection Parallel switching of multiple sensors to expand the detection range Adjusted by potentiometer and remote control, cover caps included Range: Radial max. Ø 5 m (20 m²), tangential max. Ø 24 m (471 m²), presence max. Ø 7.5 m (44 m²) Mounting height: 2–4 m COM1: Output: max. 2000 W (LED-ready) KNX: max. current consumption: 10 mA Dimensions: Surface-mounted: Ø 129 x 65 mm – Concealed wiring: Ø 109 x 70 mm – Recessed ceiling: Ø 109 x 138 mm</p>					
						

Product	Detection	Interface	Variant	IP rating	EAN
IS 2180-2 Infrared motion detectors for walls and corners  	180°	COM1	black	IP54	4007841 603717
	180°	COM1	white	IP54	4007841 603816
	180°	COM1	INOX look	IP54	4007841 603915
	180°	COM1	anthracite	IP54	4007841 057664
	Corner wall mount			black	
			white		4007841 085148
Surface-mounted motion detector with 2 pyro sensors, optional corner wall mount, 180° lens rotation for range adjustment (5 m / 12 m) Range: Radial max. $r = 1.5\text{ m}$ (4 m^2) / $r = 3\text{ m}$ (14 m^2), tangential max. $r = 5\text{ m}$ (39 m^2) / $r = 12\text{ m}$ (226 m^2) Mounting height: 1.80–4.00 m Mounting site: Wall, ceiling COM1: Output: max. 1000 W (LED-ready) Dimensions: 55 x 78 x 120 mm					
IS D360 Infrared motion detector for spot control  	360°	COM1	white	IP20	4007841 601317
	Recessed ceiling sensor with the dimensions of a bulb (e.g. GU10) 4-hour continuous light, incl. standard white trim Range: Radial max. $\varnothing 8\text{ m}$ (50 m^2), tangential max. $\varnothing 16\text{ m}$ (201 m^2) Mounting height: 2.50–4.00 m Mounting site: Ceiling COM1: Output: max. 1000 W (LED-ready) Dimensions: $\varnothing 83 \times 82\text{ mm}$				
IS 2360 DE ECO 8 m Infrared motion detectors for recessed ceilings  	360°	COM1	white	IP54	4007841 034733
	GST variant 360° COM1 white IP54 4007841 068462 Ideal for installation in canopy roofs and suspended ceilings Covers included in scope of delivery Range: Radial max. $\varnothing 4\text{ m}$ (13 m^2), tangential max. $\varnothing 8\text{ m}$ (50 m^2) Mounting height: 2.2–4 m Mounting site: Ceiling COM1: Output: max. 1000 W (LED-ready) Dimensions: $\varnothing 78 \times 89\text{ mm}$				
IS 2360-3 ECO 24 m Infrared motion detectors for ceilings  	360°	COM1	white	IP54	4007841 057770
	360°	COM1	black	IP54	4007841 081706
Surface-mounted motion detector with 3 pyro sensors Range: Radial max. $\varnothing 6\text{ m}$ (28 m^2), tangential max. $\varnothing 24\text{ m}$ (452 m^2) Mounting height: 2.50–6.00 m Mounting site: Ceiling COM1: Output: max. 2000 W (LED-ready) Dimensions: $\varnothing 121 \times 57\text{ mm}$					
IS 2300 ECO Infrared motion detectors for walls  	300°	COM1	white	IP54	4007841 034719
	300°	COM1	black	IP54	4007841 034726
Surface-mounted motion detector with 3 pyro sensors Range: tangential max. $\varnothing 12\text{ m}$ (120 m^2) Mounting height: 2.00 m Mounting site: Wall COM1: Output: max. 2000 W (LED-ready) Dimensions: 85 x 60 x 95 mm					

Product	Detection	Interface	Variant	IP rating	EAN	
IS 2360 ECO 7 m Infrared motion detectors for ceilings  	360°	COM1	white	IP54	4007841 006556	
	Surface-mounted motion detector. Ideal for canopy roofs or small indoor spaces, 664 switching zones, 1 switching output, number of LEDs / fluorescent lamps: 6. Range: Radial max. $\varnothing 3\text{ m}$ (7 m^2), tangential max. $\varnothing 7\text{ m}$ (38 m^2) Mounting height: 2.00–4.00 m Mounting site: Ceiling COM1: Output: max. 2000 W (LED-ready) Dimensions: $\varnothing 115 \times 51\text{ mm}$					
IR 2180 UP ECO Infrared sensor switch for wall installation  	180°	COM1	white	IP20	4007841 065003	
	Concealed wiring motion detector wall switch for 2- or 3-wire installation Range: Radial max. $r = 2\text{ m}$ (6 m^2), tangential max. $r = 8\text{ m}$ (101 m^2) Mounting height: 1.10–2.2 m Mounting site: Wall COM1: Output: max. 200 W (LED-ready) Dimensions: 57 x 81 x 81 mm					
IS 2180 ECO Infrared motion detectors for walls  	180°	COM1	black	IP54	4007841 034702	
	180°	COM1	white	IP54	4007841 034696	
	180°	COM1	anthracite	IP54	4007841 064907	
	Corner wall mount			black		4007841 085131
				white		4007841 085148
Surface-mounted motion detector with 2 pyro sensors, optional corner wall mount Range: Radial max. $r = 1.5\text{ m}$ (4 m^2) / $r = 3\text{ m}$ (14 m^2), tangential max. $r = 5\text{ m}$ (39 m^2) / $r = 12\text{ m}$ (226 m^2) Mounting height: 1.80–4.00 m Mounting site: Wall, ceiling COM1: Output: max. 2000 W (LED-ready) Dimensions: 55 x 78 x 120 mm						
IS 2160 ECO Infrared motion detectors for walls  	160°	COM1	black	IP54	4007841 605919	
	160°	COM1	white	IP54	4007841 606015	
Surface-mounted motion detector with 2 pyro sensors Range: Radial max. $r = 3\text{ m}$ (13 m^2), tangential max. $r = 12\text{ m}$ (201 m^2) Mounting height: 1.80–3.00 m Mounting site: Wall COM1: Output: max. 600 W (LED-ready) Dimensions: 73 x 78 x 113 mm						
IS 2140 ECO Infrared motion detectors for walls  	140°	COM1	black	IP54	4007841 034689	
	140°	COM1	white	IP54	4007841 034672	
Surface-mounted motion detector with 2 pyro sensors Range: Radial max. $r = 3\text{ m}$ (11 m^2), tangential max. $r = 14\text{ m}$ (239 m^2) Mounting height: 1.80–3.00 m Mounting site: Wall COM1: Output: max. 600 W (LED-ready) Dimensions: 83 x 99 x 86 mm						

Interfaces and wiring diagrams 3000 series

COM1

Switching light

Power supply 220–240 V, 50/60 Hz Time setting 5 sec – 15 min + pulse mode (approx. 2 sec)	Surface-mounted 	Concealed wiring 																			
	Output <table border="1"> <tr> <td>Filament bulb / halogen lamp load</td> <td>2000 W</td> <td>Low-voltage halogen lamps</td> <td>2000 VA</td> </tr> <tr> <td></td> <td></td> <td>LED < 2 W</td> <td>100 W</td> </tr> <tr> <td></td> <td></td> <td>2 W < LED < 8 W</td> <td>100 W</td> </tr> <tr> <td></td> <td></td> <td>LED > 8 W</td> <td>600 W</td> </tr> <tr> <td></td> <td></td> <td>Capacitive load</td> <td>176 µF</td> </tr> </table>		Filament bulb / halogen lamp load	2000 W	Low-voltage halogen lamps	2000 VA			LED < 2 W	100 W			2 W < LED < 8 W	100 W			LED > 8 W	600 W			Capacitive load
Filament bulb / halogen lamp load	2000 W	Low-voltage halogen lamps	2000 VA																		
		LED < 2 W	100 W																		
		2 W < LED < 8 W	100 W																		
		LED > 8 W	600 W																		
		Capacitive load	176 µF																		

Master

Master/Master

Connection via a two-way switch for continuous light and automatic mode

Setting I: Automatic mode
Setting II: Manual mode, continuous illumination

Note: The system cannot be switched OFF; it is only possible to choose between setting I and setting II.

Connection via a series switch for manual and automatic operation

PF

Switching a floating relay

Power supply 220–240 V, 50/60 Hz Time setting 5 sec – 15 min + pulse mode (approx. 2 sec)	Surface-mounted 	Concealed wiring
	Output No SELV, max. 10 A, 240 V AC / 24 V DC, min. 100 mA, 12 V AC / DC, 800 A / 200 µs Filament bulb / halogen lamp load 2000 W Low-voltage halogen lamps 2000 VA LED < 2 W 100 W 2 W < LED < 8 W 100 W LED > 8 W 600 W Capacitive load 176 µF	

Master

NO SELV
max. 10A, 240V AC/24V DC
min. 100mA, 12V AC/DC DC

KNX

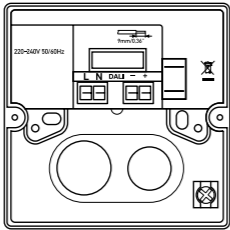
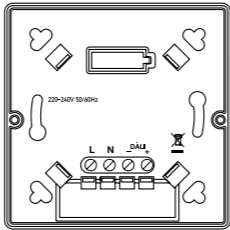
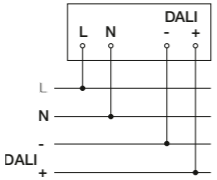
Digital bus interface for controlling 2 light channels and HVAC

Power supply Via KNX bus voltage	Surface-mounted 	Concealed wiring
	Configuration via ETS software, remote control or BUS Functions Light output x2, constant lighting control x2, basic light function, absence, presence output, HVAC output, twilight switch, brightness value, sabotage, logic gate	

Interfaces and wiring diagrams 3000 series



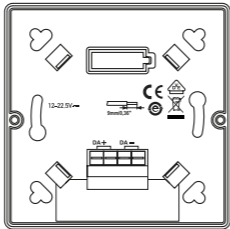
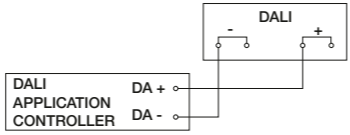
DALI-2 application controller

Digital DIM interface for controlling 1 light channel

<p>Power supply 220–240 V, 50/60 Hz max. 2.5 mm²</p> <p>Time setting 5 sec – 15 min</p>	<p>Surface-mounted</p> 	<p>Concealed wiring</p> 
	<p>Control output 2-core control line, single-master Application controller / broadcast Guaranteed supply current 60 mA Maximum supply current 250 mA</p> <p>Constant lighting control User-friendly DALI function, basic brightness ON, OFF, 10–30 min, all night, 10–50%</p>	<p>Master</p> 

DALI-2 input device

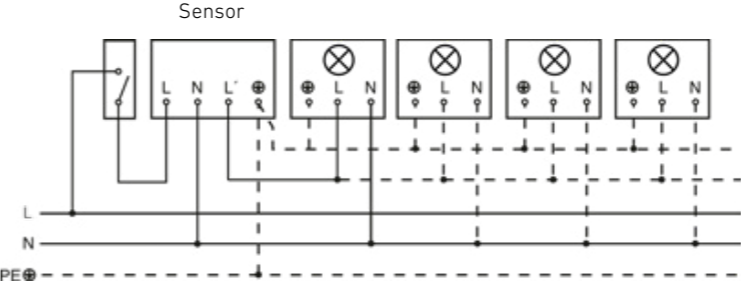
Communication of information on presence and brightness value to a DALI application controller

<p>Power consumption 6 mA / 3 DALI participants, 12–22.5 V , no SELV (9 mA / 5 DALI participants with HF 3360)</p>	<p>Surface-mounted</p> 	<p>Concealed wiring</p> 
	<p>DALI-2 input device DALI control line (multi-master capability for communication with the DALI application controller / DALI sensor)</p> 	

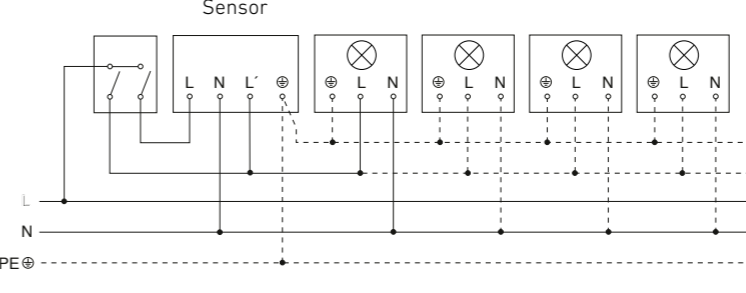
Wiring diagrams for the 2000 / 2000 ECO series

IS 2180-5 / IS 2180-2 / IS D360 / IS 2360 DE ECO /
IS 2360-3 ECO / IS 2360 ECO / IS 2160 ECO / IS 2180 ECO

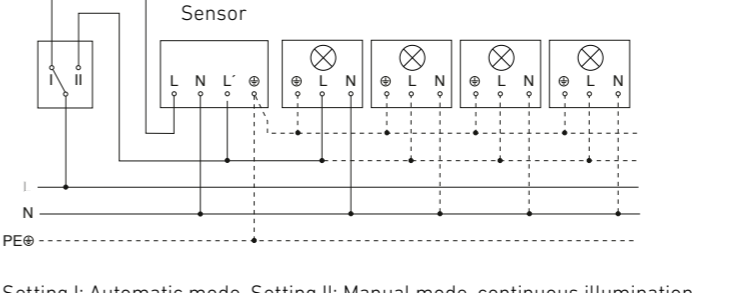
Sensor and light connection



Connection via a series switch for manual and automatic operation



Connection via a two-way switch for continuous light and automatic mode

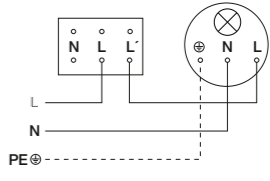


Setting I: Automatic mode, Setting II: Manual mode, continuous illumination
Note: The system cannot be switched OFF;
it is only possible to choose between setting I and setting II.

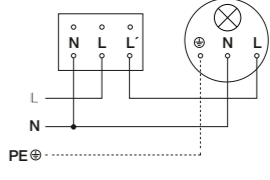
Wiring diagrams for IR 2180 UP ECO

IR 2180 UP ECO

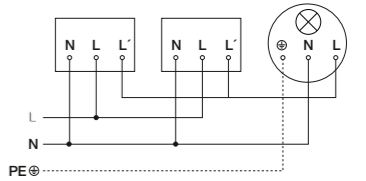
Two-wire connection



Three-wire connection



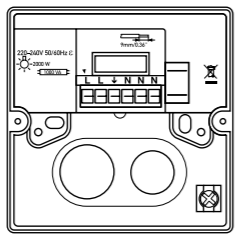
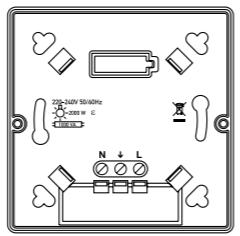
Connection of multiple sensors



Interfaces and wiring diagrams Eco Plus series

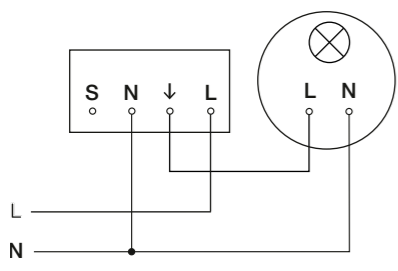
COM1

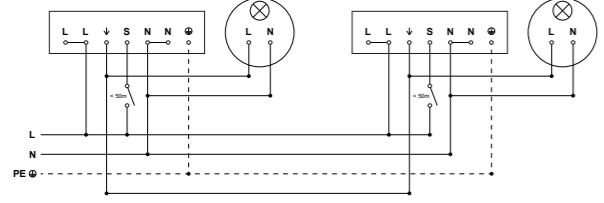
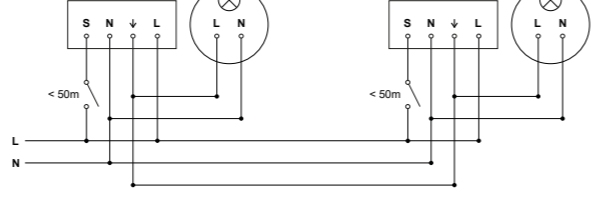
Switching light, parallel switching incl. L detection

Power supply 220–240 V, 50/60 Hz Time setting 5 sec – 60 min	Surface-mounted 	Concealed wiring 
---	---	---

Output Filament bulb / halogen lamp load 2000 W Low-voltage halogen lamps 2000 VA LED (max. 50 units) 500 W Capacitive load 176 µF	
---	--

Master

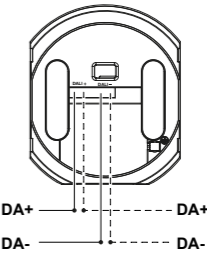
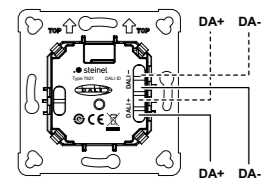


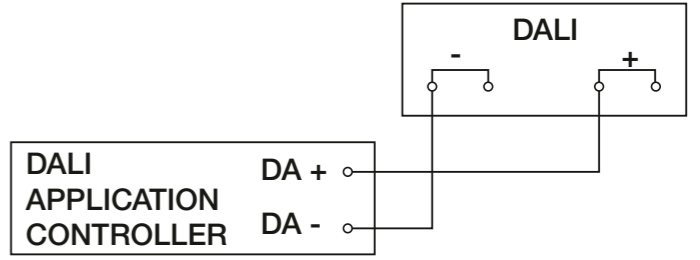
Surface-mounted parallel switching 	Concealed wiring parallel switching 
--	--

Interfaces and wiring diagrams Eco Plus series

DALI-2 input device

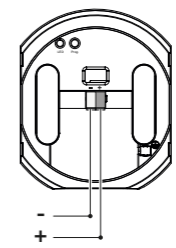
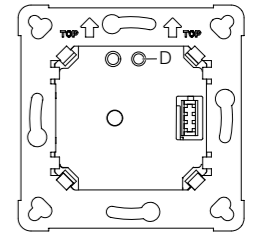
Communication of information on presence and brightness value to a DALI-2 application controller

Power supply via DALI Bus Power consumption via DALI (12–22.5 V DC, no SELV): Max. current consumption according to IEC 62386-101: 84 mA Max current consumption at 10 V Input voltage in regular operation: 17 mA Typical current consumption at 16 V Input voltage in regular operation: 12 mA	Surface-mounted 	Concealed wiring 
---	---	--

Control output DALI-2 input device DALI control line (multi-master capability for communication with DALI application controller / DALI sensor)	DALI-2 IPD to DALI-2 APC 
--	---

KNX

Digital bus interface for controlling 2 light channels and HVAC

Power supply Via KNX bus voltage	Surface-mounted 	Concealed wiring 
--	---	--

Configuration
via ETS software, remote control or BUS

Functions
Light output x2, constant lighting control x2, basic light function, absence, presence output, HVAC output, twilight switch, brightness value, sabotage, logic gate

HPD. Smarter than ever thanks to optical multisensor technology.

STEINEL has achieved a quantum leap in sensor technology through the use of human presence detection (HPD). HPD sensors are the world's first presence detectors that not only detect but also count the number of people present, regardless of whether they are moving or not. The sheer magnitude of this kind of information is only now coming to light. In addition to the already integrated temperature and humidity sensors, the HPD3 is capable of VOC measurement, which is opening up a whole new world of possibilities. And as if that weren't enough, lighting, heating, and air conditioning can now all be controlled based on the number of people present in a room, tailored to their specific needs.



Film on use in FlexDesk / meeting room management applications



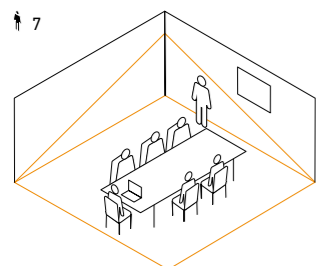
HPD2 | Wall



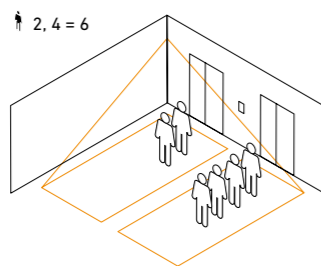
HPD3 | Ceiling



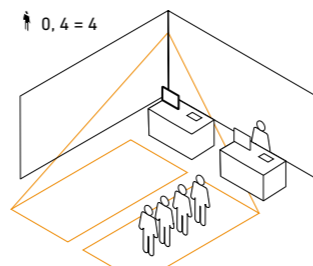
Bluetooth MESH



Reliable detection of the number of people in the room.



Live information about occupancy and frequency.



Data provision for situational analyses.



Organise flexible workspaces.


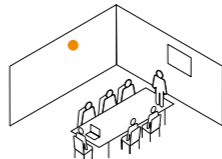

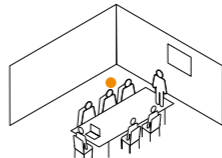
A workspace in a major international city can cost upwards of €10,000 per year, yet half of the desks are often left empty. Our desk-sharing solution allows you to check where seats are still free at a glance. Now that's one way to improve occupancy rates and save money.



Manage meeting rooms.

Which meeting rooms are free? Which ones are occupied? Where is the meeting being held? Our meeting room solution offers a quick and reliable solution for determining room utilisation and actual occupancy, even down to how many people are in the room.

Number of people	Zoning	Temperature	Brightness	Humidity	VOC (HPD3)	CO ₂ -equivalent (HPD3)

Product	Detection	Interface	Variant	IP rating	EAN
HPD2 Optical sensor  	110 °	IP	Surface-mounted	IP20	4007841 033965
	110 °	KNX	Surface-mounted	IP20	4007841 033200
Camera multisensor for wall mounting. Detects and counts people present. KNX: additional measurement of temperature & humidity IP protocols: REST API, MQTT, BACnet Range: Radial max. r = 10 m (96 m ²), tangential max. r = 10 m (96 m ²), presence max. r = 10 m (96 m ²) Mounting height: 2.30–6.00 m					
HPD3 Optical sensor Bluetooth MESH  	110 °	IP	Concealed wiring	IP20	4007841 067304
	110 °	IP	Surface-mounted	IP20	4007841 067298
Camera multisensor for ceiling mounting. Detects and counts people present. With additional temperature, VOC, humidity, high-frequency sensors and CO ₂ equivalent. IP protocols: REST API, MQTT, BACnet Range: Radial max. of optical sensor: r = 10 m (96 m ²) Tangential max. of optical sensor: r = 10 m (96 m ²) Presence max. of optical sensor: r = 10 m (96 m ²) Mounting height: 2.30–5.00 m Dimensions: Ø 125 x 52 mm					

Control PRO II. The new generation of presence detectors.

In the further development of our successful Control PRO series, the exceptional design already hints at the revolutions happening inside. With our True Presence® technology, we are now able to detect people's actual presence for the first time. This reliable feedback, offering details on whether they are walking, standing, sitting, or sleeping, is already opening up entirely new possibilities in building automation. But we are taking it a step further with our Control PRO II sensors. In addition to presence detection, they can also measure factors such as temperature and humidity. Configuration, commissioning and networking are performed conveniently and wirelessly via Bluetooth. The sensors also include an additional gold contact relay for switching very small currents in the mA range in the COM2 interface.




Film on use in hotel industry applications



True Presence® Multisensor



True Presence (%)	Brightness (lx)	Temperature (°C)	Humidity (%)	CO ₂ (ppm)	VOC (ppb)	Air pressure (mbar)	Noise level (IP, BT IPD) (db)



Hotel industry

Making guests feel more at home, and saving energy



School & learning institutes

A good indoor climate helps to create the perfect atmosphere for learning

7 interfaces

COM1

- Switching light
- Fully/semi-automatic, pushbutton connection, networking

COM2

- Switching light (presence & motion)
- Switching HVAC (presence)
- Fully/semi-automatic, pushbutton connection, networking

BT IPD

- Range expansion for sensors at all interfaces
- Provides information on presence and brightness value
- Also with multisensor for CO₂, VOC, air pressure, temperature, humidity and noise level

DALI-2 APC

- Broadcast/addressable for up to 64 DALI lights
- Multi-master support
- Up to 3 DALI groups + multizone
- Constant light regulation, basic light function
- Fully/semi-automatic, pushbutton connection, networking

DALI-2 IPD

- Connection to higher-level application controller / BMS
- Delivers information on presence, brightness, temperature and humidity
- Also with multisensor for CO₂, VOC, air pressure and noise level

KNX

- 4 light channels / 2 constant light channels
- Also with multisensor for CO₂ and VOC
- HVAC / presence / absence
- Threshold controller Temperature and humidity
- Dew point alarm, comfort
- Logic gate

IP

- Powered by PoE
- MQTT, BACnet and REST API
- Delivers information on presence, brightness, temperature and humidity
- Also with multisensor for CO₂, VOC, air pressure and noise level

Control PRO II overview				
True Presence® technology				
Measured variables	Human presence, brightness, temperature and humidity (KNX)	Human presence, brightness, temperature, humidity, air pressure, VOC, CO ₂ , (DALI-2 IPD, IP and BT IPD: plus noise level + infection risk)	Human presence, brightness, temperature, humidity, air pressure, VOC, CO ₂ , infection risk	Brightness, temperature, humidity, air pressure, VOC, CO ₂ , BT IPD: plus noise level + infection risk)
Concealed wiring				
COM1	4007841 057923			
COM2	4007841 057947			
DALI-2 APC	4007841 057961			
DALI-2 IPD		4007841 081829		
KNX	4007841 056339	4007841 056353	4007841 079208	4007841 056346
IP	4007841 066031	4007841 081867		
BT IPD (Slave)	4007841 064518	4007841 084127		4007841 084264
Surface-mounted				
COM1	4007841 057916			
COM2	4007841 057930			
DALI-2 APC	4007841 057954			
DALI-2 IPD		4007841 081812		
KNX				
IP	4007841 066024	4007841 081850		
BT IPD (Slave)	4007841 064525	4007841 084110		
KNX surface-mounted adapter	4007841 063887	4007841 063870		
Recessed ceiling				
COM1	4007841 079444			
KNX	4007841 079451			

Switching capacities	
COM1	max. 2000 W, max. 600 W LED
COM2	Switching output 1: max. 2000 W, max. 600 W LED. Switching output 2: max. 230 W, max. 1 A
DALI-2 APC	1x 2-core broadcast control line + addressable for 64 DALI electronic ballasts

Power supply	
DALI-2 IPD	DALI bus power supply (Multisensor: additional 230 B power supply)
KNX	KNX bus power supply, digital bus interface for 2 light channels and HVAC
BT IPD slave	For range expansion via Bluetooth
IP	Continuous power: Active PoE nominal voltage V DC (44–57 V DC), <0.95 A or passive PoE 18–57 VDC, <4 W BACnet, MQTT, REST:API

Control PRO II overview				
Measured variables	Brightness, temperature, humidity, air pressure, VOC, CO ₂ , infection risk	Presence function, brightness, temperature and humidity (DALI-2 IPD, IP, KNX)	Presence function, brightness, temperature and humidity (KNX, DALI-2 IPD, IP)	Presence function, brightness, temperature and humidity (KNX, DALI-2 IPD, IP)
Concealed wiring				
COM1		4007841 057985	4007841 064433	
COM2		4007841 058005	4007841 064242	
DALI-2 APC		4007841 058029	4007841 064266	
DALI-2 IPD		4007841 064532	4007841 064280	4007841 064372
KNX	4007841 079192	4007841 079086	4007841 064303	4007841 064846
IP		4007841 066161	4007841 065973	4007841 065959
BT IPD (Slave)		4007841 064556	4007841 064419	
Surface-mounted				
COM1		4007841 057978	4007841 064440	
COM2		4007841 057992	4007841 064259	
DALI-2 APC		4007841 058012	4007841 064273	
DALI-2 IPD		4007841 064549	4007841 064297	4007841 064389
KNX		4007841 064488	4007841 079079	4007841 064853
IP		4007841 066154	4007841 065966	4007841 065942
BT IPD (Slave)		4007841 064563	4007841 064426	
Surface-mounted adapter				
Recessed ceiling				
COM1		4007841 079468	4007841 079420	
KNX		4007841 079475	4007841 079437	4007841 079413




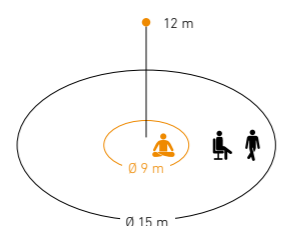
True Presence®: Human presence, temperature and humidity (KNX)


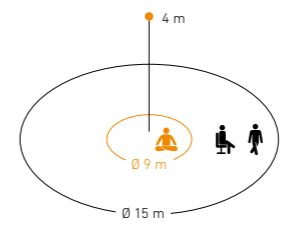

COM1 Concealed wiring	4007841 068509
KNX V3.0 Concealed wiring	4007841 068516
COM1 Surface-mounted	4007841 068493


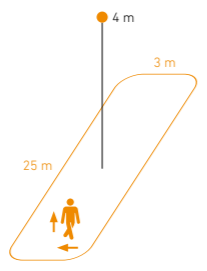


Hallway: Presence function, temperature and humidity (KNX)

COM1 Concealed wiring	4007841 082055
KNX V3.5 Concealed wiring	4007841 082079
COM1 Surface-mounted	4007841 082048
KNX V3.5 Surface-mounted	4007841 082062

Product	Detection	Interface	Variant	IP rating	EAN
True Presence® Presence detector 	Concealed wiring				
	360°	COM1	white	IP20	4007841 057923
	360°	COM1	black	IP20	4007841 068509
	360°	COM2	white	IP20	4007841 057947
	360°	DALI-2 APC	white	IP20	4007841 057961
	360°	KNX V3.0	white	IP20	4007841 056339
	360°	KNX V3.0	black	IP20	4007841 068516
	360°	IP	white	IP20	4007841 066031
	360°	BT IPD (Slave)	white	IP20	4007841 064518
	Surface-mounted				
	360°	COM1	white	IP54	4007841 057916
	360°	COM1	black	IP54	4007841 068493
	360°	COM2	white	IP54	4007841 057930
	360°	DALI-2 APC	white	IP54	4007841 057954
	360°	IP	white	IP54	4007841 066024
	360°	BT IPD (Slave)	white	IP54	4007841 064525
	Recessed ceiling				
	360°	COM1	white	IP20	4007841 079444
	360°	KNX V3.0	white	IP20	4007841 079451
	KNX surface-mounted adapter				
			white	IP20	4007841 063887
	Digital detection management, wireless networking & configuration via Bluetooth. KNX: additional measurement of temperature & humidity Range: Radial max. Ø 15 m (177 m ²) Tangential max. Ø 15 m (177 m ²) Presence max. Ø 15 m (177 m ²) True Presence max. Ø 9 m (64 m ²) Mounting height: 2.00–12.00 m COM1: Output: max. 2000 W (LED-ready) KNX: max. current consumption: 30 mA Dimensions: Concealed wiring: max. 52 x 103 x 103 mm – Surface mounting: 45 x 123 x 123 mm – Recessed ceiling: 88 x 103 x 103 mm				
					

Product	Detection	Interface	Variant	IP rating	EAN
True Presence® Multisensor Presence detector + air quality sensor 	Concealed wiring				
	360°	DALI-2 IPD	white	IP20	4007841 081829
	360°	KNX V3.0	white	IP20	4007841 056353
	360°	IP	white	IP20	4007841 081867
	360°	BT IPD (Slave)	white	IP20	4007841 084127
	Surface-mounted				
	360°	DALI-2 IPD	white	IP20	4007841 081812
	360°	IP	white	IP20	4007841 081850
	360°	BT IPD (Slave)	white	IP20	4007841 084110
	Aerosol variant				
	360°	KNX V3.0		IP20	4007841 079208
	KNX surface-mounted adapter				
			white		4007841 063870
	Digital detection management via Bluetooth or bus interface. Additional measurement of the temperature, humidity, air pressure, CO ₂ , volatile organic compounds (VOC). New DALI-2 IPD, IP, BT IPD interfaces based on new Bluetooth Mesh standard, plus noise level measurement. Adjustable RGB LED lights and acoustic signal tone for infection risk, consumed air and CO ₂ . KNX Aerosol variant: Alert regarding potential infection risk as communication object. Range: Radial max. Ø 15 m (177 m ²) Tangential max. Ø 15 m (177 m ²) Presence max. Ø 15 m (177 m ²) True Presence max. Ø 9 m (64 m ²) Mounting height: 2.00–12.00 m KNX: max. current consumption: 40 mA Dimensions: 33 x 123 x 123 mm				
					
Multisensor Air Air quality sensor 		KNX V3.0	white	IP20	4007841 056346
		BT IPD (Slave)	white	IP20	4007841 084264
	Aerosol variant				
		KNX V3.0	white	IP20	4007841 079192
	KNX surface-mounted adapter				
		white		4007841 063870	
Configuration via Bluetooth. Multisensor for measuring brightness, temperature, humidity, air pressure, CO ₂ and volatile organic compounds (VOC). KNX Aerosol variant: Alert regarding potential infection risk as communication object. New BT IPD interface based on new Bluetooth Mesh standard, plus noise level measurement. Adjustable RGB LED lights and acoustic signal tone for infection risk, consumed air and CO ₂ . Mounting height: 4.00 m KNX: max. current consumption: 15 mA Dimensions: 33 x 123 x 123 mm					

Product	Detection	Interface	Variant	IP rating	EAN
<h2>Hallway</h2> <p>High-frequency hallway & corridor presence detector</p>  <p>Wireless networking & configuration via Bluetooth. IP, KNX and DALI-2 IPD: additional measurement of temperature & humidity</p> <p>Range: Radial max. 25 x 3 m (75 m²), tangential max. 25 x 3 m (75 m²)</p> <p>Mounting height: 2.00–4.00 m</p> <p>COM1: Output: max. 2000 W (LED-ready)</p> <p>DALI-2 IPD: Current consumption 13 DALI participants (25 mA)</p> <p>KNX: max. current consumption: 30 mA</p> <p>Dimensions: Concealed wiring: max. 68 x 103 x 103 mm – Surface-mounted: 62 x 123 x 123 mm – Recessed ceiling: 105 x 103 x 103 mm</p> 	Concealed wiring				
	360°	COM1	white	IP20	4007841 057985
	360°	COM1	black	IP20	4007841 082055
	360°	COM2	white	IP20	4007841 058005
	360°	DALI-2 APC	white	IP20	4007841 058029
	360°	DALI-2 IPD	white	IP20	4007841 064532
	360°	KNX V3.5	white	IP20	4007841 079086
	360°	KNX V3.5	black	IP20	4007841 082079
	360°	IP	white	IP20	4007841 066161
	360°	BT IPD (Slave)	white	IP20	4007841 064556
	Surface-mounted				
	360°	COM1	white	IP54	4007841 057978
	360°	COM1	black	IP54	4007841 082048
	360°	COM2	white	IP54	4007841 057992
	360°	DALI-2 APC	white	IP54	4007841 058012
	360°	DALI-2 IPD	white	IP20	4007841 064549
	360°	KNX V3.5	white	IP20	4007841 079079
	360°	KNX V3.5	black	IP20	4007841 082062
	360°	IP	white	IP20	4007841 066154
	360°	BT IPD (Slave)	white	IP54	4007841 064563
	Recessed ceiling				
	360°	COM1	white	IP20	4007841 079468
	360°	KNX V3.5	white	IP20	4007841 079475

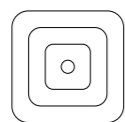
Product	Detection	Interface	Variant	IP rating	EAN	
<h2>HF 360-2</h2> <p>High-frequency presence detector</p>  <p>Digital detection management. Wireless networking & configuration via Bluetooth. KNX, IP & DALI-2 IPD: additional measurement of temperature & humidity</p> <p>Range: Radial max. Ø 12 m (113 m²), tangential max. Ø 12 m (113 m²)</p> <p>Mounting height: 2.50–4.00 m</p> <p>COM1: Output: max. 2000 W (LED-ready)</p> <p>DALI-2 IPD: Current consumption 11 DALI participants (21 mA)</p> <p>KNX: max. current consumption: 30 mA</p> <p>Dimensions: Concealed wiring: max. 65 x 103 x 103 mm – Surface-mounted: 57 x 123 x 123 mm – Recessed ceiling: 61 x 103 x 103 mm</p> 	Concealed wiring					
	360°	COM1	white	IP20	4007841 064433	
	360°	COM2	white	IP20	4007841 064242	
	360°	DALI-2 APC	white	IP20	4007841 064266	
	360°	DALI-2 IPD	white	IP20	4007841 064280	
	360°	KNX V3.5	white	IP20	4007841 064303	
	360°	IP	white	IP20	4007841 065973	
	360°	BT IPD (Slave)	white	IP20	4007841 064419	
	Surface-mounted					
	360°	COM1	white	IP54	4007841 064440	
	360°	COM2	white	IP54	4007841 064259	
	360°	DALI-2 APC	white	IP54	4007841 064273	
	360°	DALI-2 IPD	white	IP20	4007841 064297	
	360°	KNX V3.5	white	IP20	4007841 064860	
	360°	IP	white	IP20	4007841 065966	
	360°	BT IPD (Slave)	white	IP54	4007841 064426	
	Recessed ceiling					
	360°	COM1	white	IP20	4007841 079420	
	360°	KNX V3.5	white	IP20	4007841 079437	
	<h2>IR Quattro HD-2 24 m</h2> <p>Infrared presence detector</p>  <p>Bluetooth MESH</p> <p>Digital detection management. Wireless networking & configuration via Bluetooth Connect Mesh. KNX, IP & DALI-2 IPD: additional measurement of temperature & humidity</p> <p>Switching zones: 5200 switching zones</p> <p>Range: Radial max. 9 x 9 m (81 m²), tangential max. 24 x 24 m (576 m²), presence max. 9 x 9 m (81 m²)</p> <p>Mounting height: 2.50–10.00 m</p> <p>COM1: Output: max. 2000 W (LED-ready)</p> <p>DALI-2 IPD: Current consumption 10 DALI participants (20 mA)</p> <p>KNX: max. current consumption: 10 mA</p> <p>Dimensions: Concealed wiring: max. 72 x 103 x 103 mm – Surface-mounted: 64 x 123 x 123 mm – Recessed ceiling: 61 x 103 x 103 mm</p> 	Concealed wiring				
		360°	DALI-2 IPD	white	IP20	4007841 064372
		360°	KNX V3.5	white	IP20	4007841 064846
		360°	IP	white	IP20	4007841 065959
		Surface-mounted				
		360°	DALI-2 IPD	white	IP20	4007841 064389
		360°	KNX V3.5	white	IP20	4007841 064853
		360°	IP	white	IP20	4007841 065942
		Recessed ceiling				
		360°	KNX V3.5	white	IP20	4007841 079413

Control PRO. The all-rounder for presence detection.


The detection tasks of presence sensors vary depending on the room type and local conditions. Offices, classrooms, conference rooms, warehouses, sports halls, and particularly high spaces all have different requirements in terms of sensor detection zones. The Control PRO system covers the spectrum of application areas most effectively with infrared, high-frequency, and ultrasound sensor technology to accommodate every room situation. Our micro-sensors with a 4 mm installation height come into play when ceiling installations are intended to be nearly invisible.



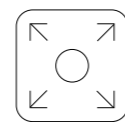
IR Quattro HD



Square detection zone.



4800 switching zones



Mechanically scalable



Hotel industry
Presence switch rather than manual light switch



Office & work environments
Virtually invisible installation



Residential construction
High-frequency technology for long corridors



Schools & learning institutes
High-precision detection of movements



Industry & logistics
Dense sensor network with just a few sensors

4800

Switching zones for detecting the slightest of movements

64 m²

Square detection zone, mechanically scalable

iQ Mode


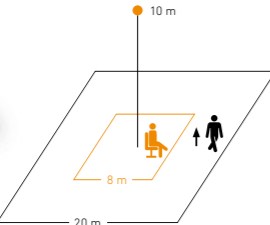
Self-programming, automatic run-on time


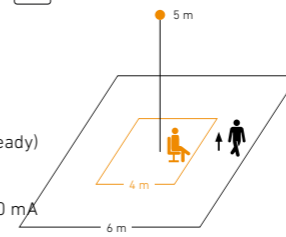

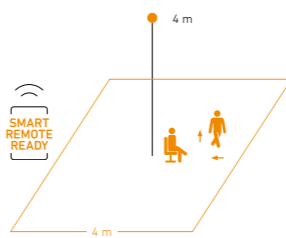

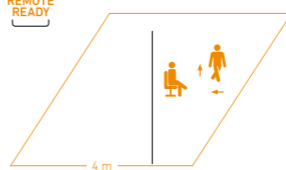

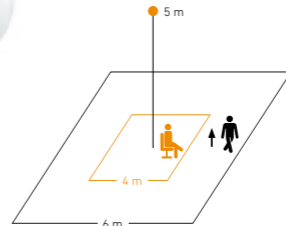
Control PRO overview							
Technology	Infrared	Infrared	Infrared	Infrared	Infrared	Infrared	
Concealed wiring							
COM1	4007841 002794	4007841 000349			4007841 032951		
COM2	4007841 002770	4007841 000356					
DALI-2 APC	4007841 002756	4007841 002749				4007841 06715	
DALI-2 IPD	4007841 057497				4007841 057510		4007841 057732
KNX V3.1	4007841 058470	4007841 058487			4007841 058500		
Surface-mounted							
COM1	4007841 592400	4007841 592301					
DALI-2 APC						4007841 067137	
DALI plus	4007841 035273						
Recessed ceiling							
COM1	4007841 079369	4007841 079345	4007841 053789				
DALI-2 APC	4007841 079376	4007841 079352				4007841 067144	
DALI-2 IPD			4007841 053871				
DALI plus	4007841 035204						
KNX V3.1	4007841 079383	4007841 079390	4007841 064129	4007841 058494			
GST variant							
			4007841 068486				

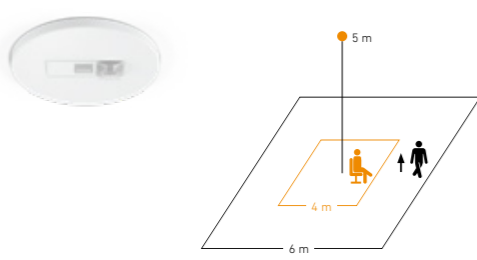


Switching capacities	
COM1	See product
COM2	Switching output 1: max. 2000 W, max. 8 x LEDs. Switching output 2: max. 230 W, max. 1 A
DALI-2 APC	Broadcast control line for 2 x 12 DALI electronic ballasts (IR MICRO Office up to 20 DALI participants)
DALI plus	DALI addressable for 3 groups / up to 64 DALI electronic ballasts
Power supply	
KNX	KNX bus voltage supply
DALI-2 IPD	DALI bus power supply



Control PRO overview					
Technology	High-frequency	High-frequency	Infrared + ultrasound	Ultrasound	Ultrasound
Concealed wiring					
COM1	4007841 002800	4007841 002978	4007841 007997	4007841 007935	4007841 007843
COM2	4007841 002848		4007841 008000		
DALI-2 APC	4007841 002817	4007841 003005			
DALI-2 IPD	4007841 057480	4007841 057459		4007841 057534	4007841 057466
KNX V3.1	4007841 059484	4007841 059477	4007841 059521	4007841 059514	4007841 059491
Surface-mounted					
COM1	4007841 751302	4007841 590703			
Recessed ceiling					
COM1	4007841 079512	4007841 079482	4007841 079574	4007841 079611	4007841 079598
DALI-2 APC	4007841 079529	4007841 079499			
KNX V3.1	4007841 079536	4007841 079505	4007841 079581	4007841 079628	4007841 079604

Control PRO black sensors				
Technology	Infrared	Infrared	Infrared	High-frequency
Concealed wiring				
COM1	4007841 068608			
KNX V3.1	4007841 068622			4007841 082277
Surface-mounted				
COM1	4007841 068615			
Recessed ceiling				
COM1		4007841 068639		
KNX V3.1		4007841 068646	4007841 082260	4007841 079536

Product	Detection	Interface	Variant	IP rating	EAN
IR Quattro HD 24 m Infrared presence detector  <p>Scalable square detection zone 4800 switching zones Range: Radial max. 8 x 8 m (64 m²) Tangential max. 20 x 20 m (400 m²) Presence max. 8 x 8 m (64 m²) Mounting height: 2.50–10.00 m COM1: Output: max. 2000 W (LED-ready) DALI-2 IPD: Current consumption 4 DALI participants (8 mA) KNX: max. current consumption: 10 mA Dimensions: Concealed wiring: max. 70 x 120 x 120 mm – Surface-mounted: 65 x 120 x 120 mm – Recessed ceiling: 119 x 120 x 120 mm</p> 	Concealed wiring				
	360°	COM1	white	IP20	4007841 002794
	360°	COM1	black	IP20	4007841 068608
	360°	COM2	white	IP20	4007841 002770
	360°	DALI-2 APC	white	IP20	4007841 002756
	360°	DALI-2 IPD	white	IP20	4007841 057497
	360°	KNX V3.1	white	IP20	4007841 058470
	360°	KNX V3.1	black	IP20	4007841 068622
	Surface-mounted				
	360°	COM1	white	IP20	4007841 592400
	360°	COM1	black	IP20	4007841 068615
	360°	DALI plus	white	IP20	4007841 035273
	Recessed ceiling				
	360°	COM1	white	IP20	4007841 079369
	360°	KNX V3.1	white	IP20	4007841 079383
	360°	DALI-2 APC	white	IP20	4007841 079376
	360°	DALI plus	white	IP20	4007841 035204
	IR Quattro 8 m Infrared presence detector  <p>Scalable square detection zone 1760 switching zones Range: Radial max. 5 x 5 m (25 m²) Tangential max. 7 x 7 m (49 m²) Presence max. 4 x 4 m (16 m²) Mounting height: 2.50–8.00 m COM1: Output: max. 2000 W (LED-ready) KNX: max. current consumption: 10 mA Dimensions: Concealed wiring: max. 76 x 120 x 120 mm – Surface-mounted: 71 x 120 x 120 mm – Recessed ceiling: 113 x 120 x 120 mm</p> 	Concealed wiring			
360°		COM1	white	IP20	4007841 000349
360°		COM2	white	IP20	4007841 000356
360°		DALI-2 APC	white	IP20	4007841 002749
360°		KNX V3.1	white	IP20	4007841 058487
Surface-mounted					
360°		COM1	white	IP20	4007841 592301
Recessed ceiling					
360°		COM1	white	IP20	4007841 079345
360°		DALI-2 APC	white	IP20	4007841 079352
360°		KNX V3.1	white	IP20	4007841 079390

Product	Detection	Interface	Variant	IP rating	EAN	
IR Quattro MICRO 6 m Infrared presence detector  <p>Square detection zone Range: Radial max. 4 x 4 m (16 m²), tangential max. 6 x 6 m (36 m²), presence max. 4 x 4 m (16 m²) Mounting height: 2.50–4.00 m COM1: Output: max. 1000 W (LED-ready) DALI-2 IPD: Current consumption 2 DALI participants (4 mA) KNX: max. current consumption: 10 mA Dimensions: Ø 43 x 75 mm</p> 	Recessed ceiling					
	360°	COM1	white	IP65	4007841 053789	
	360°	COM1	black	IP65	4007841 068639	
	360°	DALI-2 IPD	white	IP65	4007841 053871	
	360°	KNX V3.1	white	IP65	4007841 064129	
	360°	KNX V3.1	black	IP65	4007841 068646	
	GST variant					
	360°	COM1	white	IP65	4007841 068486	
	Recessed ceiling					
	360°	KNX V3.1	white	IP20	4007841 058494	
6 m extension cable, 4 P4C plugs, RJ10 connector						
		black		4007841 006419		
Square detection zone. Low installation height of just 4 mm. Range: Radial max. 4 x 4 m (16 m ²), tangential max. 4 x 4 m (16 m ²), presence max. 4 x 4 m (16 m ²) Mounting height: 2.50–4 m KNX: max. current consumption: 10 mA Dimensions: 55 x 77 x 77 mm						
IR Quattro SLIM 4 m Infrared presence detector  <p>Square detection zone. Low installation height of just 4 mm. Range: Radial max. 4 x 4 m (16 m²), tangential max. 4 x 4 m (16 m²), presence max. 4 x 4 m (16 m²) Mounting height: 2.50–4 m KNX: max. current consumption: 10 mA Dimensions: 55 x 77 x 77 mm</p> 	Concealed wiring					
	360°	COM1	white	IP20	4007841 032951	
	360°	DALI-2 IPD	white	IP20	4007841 057510	
	360°	KNX V3.1	black	IP20	4007841 082260	
	360°	KNX V3.1	white	IP20	4007841 058500	
	Square detection zone. Low installation height of just 6 mm, incl. round cover Range: Radial max. 4 x 4 m (16 m ²), tangential max. 4 x 4 m (16 m ²), presence max. 4 x 4 m (16 m ²) Mounting height: 2.50–4.00 m COM1: Output: max. 1000 W (LED-ready) DALI-2 IPD: Current consumption 2 DALI participants (4 mA) KNX: max. current consumption: 10 mA Dimensions: max. 55 x 80 x 80 mm					
	IR Quattro SLIM XS 4 m Infrared presence detector  <p>Square detection zone. Low installation height of just 6 mm, incl. round cover Range: Radial max. 4 x 4 m (16 m²), tangential max. 4 x 4 m (16 m²), presence max. 4 x 4 m (16 m²) Mounting height: 2.50–4.00 m COM1: Output: max. 1000 W (LED-ready) DALI-2 IPD: Current consumption 2 DALI participants (4 mA) KNX: max. current consumption: 10 mA Dimensions: max. 55 x 80 x 80 mm</p> 	Concealed wiring				
		360°	DALI-2 APC	white	IP20	4007841 067151
		Surface-mounted				
		360°	DALI-2 APC	white	IP20	4007841 067137
Recessed ceiling						
360°		DALI-2 APC	white	IP20	4007841 067144	
Square detection zone, patented multi-segment pyro sensor, Broadcast control as a single-master application controller for up to 20 DALI participants Incl. constant lighting control and new Bluetooth Connect Mesh standard Switching zones: 168 switching zones Range: Radial max. 4 x 4 m (16 m ²), tangential max. 6 x 6 m (36 m ²), presence max. 4 x 4 m (16 m ²) Mounting height: 2.00–5.00 m Dimensions: UP: 85 x 37 mm – AP: 106 x 45 mm – DE: 85 x 69 mm						
IR Micro Office Infrared presence detector  <p>Bluetooth MESH</p> 		Concealed wiring				
		360°	DALI-2 APC	white	IP20	4007841 067151
		Surface-mounted				
	360°	DALI-2 APC	white	IP20	4007841 067137	
	Recessed ceiling					
	360°	DALI-2 APC	white	IP20	4007841 067144	

Product	Detection	Interface	Variant	IP rating	EAN
IR Micro Infrared presence detector 	Concealed wiring				
	360°	DALI-2 IPD	white	IP20	4007841 057732
HF 360 High-frequency presence detector  <p>Electronically adjustable with dual-sided damping. Normal/test mode, semi-/fully automatic, pushbutton/switch operation, manual ON / ON-OFF</p> <p>Range: Radial max. Ø 12 m (113 m²), tangential max. Ø 12 m (113 m²) Mounting height: 2.50–3.50 m COM1: Output: max. 2000 W (LED-ready) DALI-2 IPD: Current consumption 5 DALI participants (10 mA) KNX: max. current consumption: 30 mA Dimensions: Concealed wiring: max. 56 x 120 x 120 mm – Surface-mounted: 51 x 120 x 120 mm – Recessed ceiling: 94 x 120 x 120 mm</p>	Concealed wiring				
	360°	COM1	white	IP20	4007841 002800
	360°	COM2	white	IP20	4007841 002848
	360°	DALI-2 APC	white	IP20	4007841 002817
	360°	DALI-2 IPD	white	IP20	4007841 057480
	360°	KNX V3.1	black	IP20	4007841 082277
	360°	KNX V3.1	white	IP20	4007841 059484
	Surface-mounted				
	360°	COM1	white	IP20	4007841 751302
	Recessed ceiling				
	360°	COM1	white	IP20	4007841 079512
	360°	DALI-2 APC	white	IP20	4007841 079529
	360°	KNX V3.1	white	IP20	4007841 079536
Dual HF High-frequency hallway & corridor presence detector  <p>Dual directional pattern for up to 20 m radial detection zone</p> <p>Range: Radial max. 20 x 3 m (60 m²), tangential max. 20 x 3 m (60 m²) Mounting height: 2.50–3.50 m COM1: Output: max. 2000 W (LED-ready) DALI-2 IPD: Current consumption 7 DALI participants (14 mA) KNX: max. current consumption: 30 mA Dimensions: Concealed wiring: max. 74 x 120 x 120 mm – Surface-mounted: 70 x 120 x 120 mm – Recessed ceiling: 122 x 120 x 120 mm</p>	Concealed wiring				
	360°	COM1	white	IP20	4007841 002978
	360°	DALI-2 APC	white	IP20	4007841 003005
	360°	DALI-2 IPD	white	IP20	4007841 057459
	360°	KNX V3.1	white	IP20	4007841 059477
	Surface-mounted				
	360°	COM1	white	IP20	4007841 590703
	Recessed ceiling				
	360°	COM1	white	IP20	4007841 079482
	360°	DALI-2 APC	white	IP20	4007841 079499
	360°	KNX V3.1	white	IP20	4007841 079505



Product	Detection	Interface	Variant	IP rating	EAN
DualTech Ultrasound & infrared presence detector 	Concealed wiring				
	360°	COM1	white	IP20	4007841 007997
	360°	COM2	white	IP20	4007841 008000
	360°	KNX V3.1	white	IP20	4007841 059521
	Recessed ceiling				
	360°	COM1	white	IP20	4007841 079574
	360°	KNX V3.1	white	IP20	4007841 079581
	Ideal for offices, conference rooms and classrooms. Temperature-independent, reliable detection – even behind objects – by ultrasound. Additional detection possibilities offered by PIR technology Range: Radial max. of ultrasound: Ø 10 m (79 m ²), tangential max. ultrasound: Ø 10 m (79 m ²), presence max. ultrasound: Ø 6 m (28 m ²) Mounting height: 2.50–3.50 m COM1: Output: max. 2000 W (LED-ready) DALI-2 IPD: Current consumption 12 DALI participants (24 mA) KNX: max. current consumption: 17.5 mA Dimensions: UP: 66 x 120 x 120 mm – DE: 103 x 120 x 120 mm				
	Concealed wiring				
	360°	COM1	white	IP20	4007841 007935
360°	DALI-2 IPD	white	IP20	4007841 057534	
360°	KNX V3.1	white	IP20	4007841 059514	
Recessed ceiling					
360°	COM1	white	IP20	4007841 079611	
360°	KNX V3.1	white	IP20	4007841 079628	
Surrounds objects without penetrating. Temperature-independent detection. Electronically adjustable range Range: Radial max. Ø 10 m (79 m ²), tangential max. Ø 10 m (79 m ²), presence max. Ø 6 m (28 m ²) Mounting height: 2.50–3.50 m COM1: Output: max. 2000 W (LED-ready) DALI-2 IPD: Current consumption 12 DALI participants (24 mA) KNX: max. current consumption: 17.5 mA Dimensions: UP: 68 x 120 x 120 mm – DE: 105 x 120 x 120 mm					
Dual US Ultrasound presence detector 	Concealed wiring				
	360°	COM1	white	IP20	4007841 007843
	360°	DALI-2 IPD	white	IP20	4007841 057466
	360°	KNX V3.1	white	IP20	4007841 059491
	Recessed ceiling				
	360°	COM1	white	IP20	4007841 079598
	360°	KNX V3.1	white	IP20	4007841 079604
	Monitors the entire corridor and even around corners. Range: Radial max. 20 x 3 m (60 m ²), tangential max. 20 x 3 m (60 m ²) Mounting height: 2.50–3.50 m COM1: Output: max. 2000 W (LED-ready) DALI-2 IPD: Current consumption 12 DALI participants (24 mA) KNX: max. current consumption: 17.5 mA Dimensions: Concealed wiring: max. 71 x 120 x 120 mm – Recessed ceiling: 109 x 120 x 120 mm				

Stylish in every application.

When it comes to STEINEL motion sensors and presence detectors, planners and fitters now have a choice of colours. For virtually invisible integration in a dark installation environment, our sensors are now also available in black. These are ideal for modern, darker environments, such as interiors with a concrete aesthetic or ceilings painted black. As a result, they blend seamlessly into the installation environment. For the perfect combination of an attractive look and innovative sensor technology.



	IS 3360	IS 345	IR Quattro HD 24 m	IR Quattro MICRO 6 m	IR Quattro SLIM XS 4 m	HF 360	True Presence®	Hallway	IS 2360-3
Concealed wiring									
COM1	•		•				•	•	
KNX	•	•	•			•	•	•	
Surface-mounted									
COM1	•		•				•	•	•
KNX	•	•						•	
Recessed ceiling									
COM1				•					
KNX				•	•	•			



9


Modern detail

Black ceilings or ceilings in a concrete aesthetic are increasingly popular in modern architecture. In situations like these, black sensors are an important detail of the planning and design.

We currently offer 9 motion and presence detectors complete with various interfaces. Our range of sensors in black is constantly expanding.

Presence switches. Seamless control of any light source without flickering.






Back to the future. Energy-efficient light sources are gaining in popularity and adding a sense of fun to spaces everywhere. The downside, however, is that the combination of traditional sensor switches with this modern type of lighting often results in a flickering effect. The only way to achieve trouble-free reduced power consumption here is to use halogen lamps. This is where STEINEL now offers the perfect solution. The IR 180 UNIVERSAL features a SuperCap and galvanic isolation of the line via a relay to prevent leakage current. In this way, every light source can be switched conveniently without the risk of flickering. A small invention with a big impact and a real world first.






IR 180 UNIVERSAL

	Halogen	T5	LED	CFL
IR 180 Universal	•	•	•	•
Conventional 2-wire switch	•	–	–	–
Compatible with all common switch series				

Product	Detection	Interface	Variant	IP rating	EAN
IR 180 UNIVERSAL Infrared presence switch 	180 °	COM1	white	IP20	4007841 033149
	With 2-wire cabling. 0 W current consumption in standby, for each light source Range: Radial max. r = 4 m (25 m ²), tangential max. r = 20 m (628 m ²), presence max. r = 4 m (25 m ²) Mounting height: 1.10–1.20 m COM1: Output: max. 200 W (LED-ready) Dimensions: 30 x 80 x 80 mm				
IR 180 Infrared presence switch 	180 °	COM1	white	IP20	4007841 029944
	180 °	KNX V3.1	white	IP20	4007841 058463
With 3-wire cabling. KNX: additional measurement of temperature & humidity Range: Radial max. r = 4 m (25 m ²), tangential max. r = 12 m (226 m ²), presence max. r = 4 m (25 m ²) Mounting height: 1.10–1.20 m COM1: Output: max. 2000 W (LED-ready) KNX: max. current consumption: 12 mA Dimensions: 30 x 80 x 80 mm					
HF 180 High-frequency presence detector 	180 °	COM1	white	IP20	4007841 032883
	180 °	KNX V3.1	white	IP20	4007841 059460
With 3-wire cabling. KNX: additional measurement of temperature & humidity Range: Radial max. r = 8 m (101 m ²), tangential max. r = 8 m (101 m ²) Mounting height: 1.20–2.20 m COM1: Output: max. 2000 W (LED-ready) KNX: max. current consumption: 30 mA Dimensions: 30 x 80 x 80 mm					

Product	Detection	Interface	Variant	IP rating	EAN
Adapter frame For IR/HF 180 	Busch-Jaeger (carat / solo / Busch-axcent / future linear / pure stainless steel)				
	white				4007841 034139
	Jung (A500 / AS500)				
	white				4007841 034184
	Feller (EDIZIOdue)				
	white				4007841 034160
For integration into frames from Busch-Jaeger, Jung and Feller					
RC5 Remote control 	black				4007841 592806
	Option to store 2 light scenes, each with light dimming function, continuous light ON/OFF. For: IR Quattro HD, IR Quattro, IR Quattro SLIM, IR Quattro SLIM XS, IR Quattro MICRO, HF 360, Dual HF, DualTech, US 360, Dual US, Single US, IR 180 UNIVERSAL, IR 180, HF 180				
RC8 Remote control 	black				4007841 559410
	Twilight setting, run-on times, teach-in, sensitivity, range (HF). For: IR Quattro HD, IR Quattro, IR Quattro SLIM, IR Quattro SLIM XS, IR Quattro MICRO, HF 360, Dual HF, DualTech, US 360, Dual US, Single US, IR 180 UNIVERSAL, IR 180, HF 180				
Smart Remote Remote control 	black				4007841 009151
	For controlling lights and sensors via smartphone or tablet. Replaces the RC1-RC12 remote controls. Incl. 2x AA batteries.				
Guard cage Control PRO 	white				4007841 003036
	For protection from damage caused by balls, vandalism, etc.				

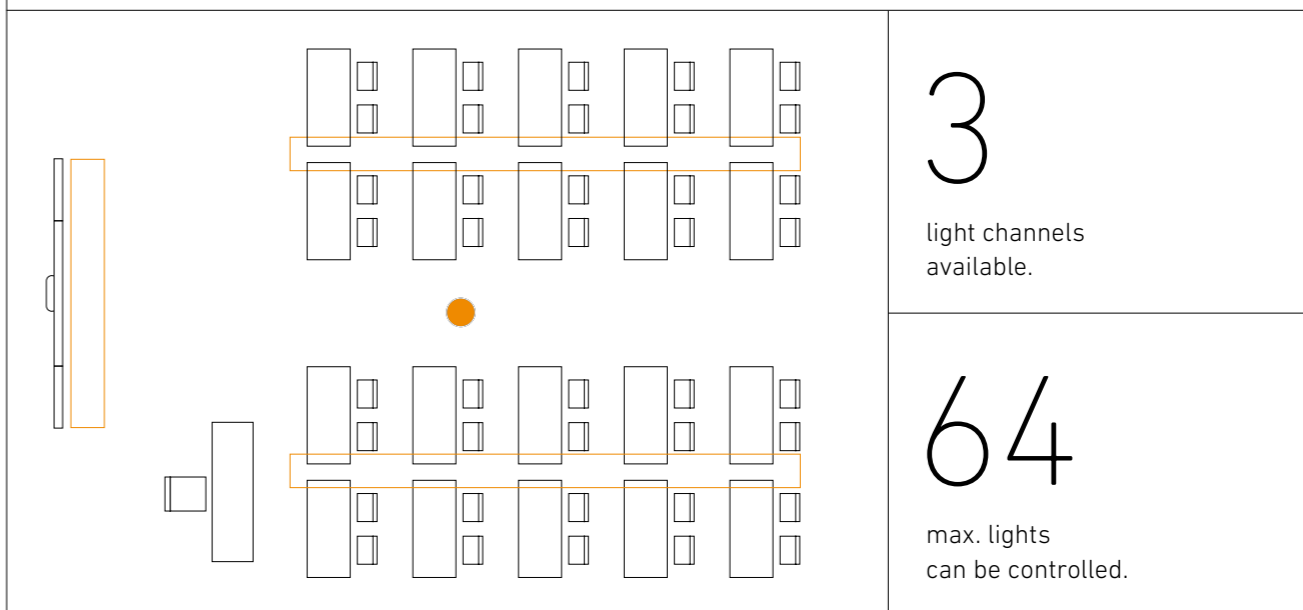

Product	Detection	Interface	Variant	IP rating	EAN
Surface-mounted adapter Control PRO AP Box (IP54) 	white				4007841 000363
	black				4007841 082031
IP54. Straightforward surface mounting with 4x cable entries and a large terminal compartment.					
HF ceiling adapter 	white				4007841 006600
	For suspended ceilings. Invisible installation				
Recessed ceiling adapter 	white				4007841 079543
	Enables ceiling installation of the Control PRO, Control PRO II and 3000 series				

Pure intelligence – built into a single sensor.

The DALI plus system is built on the foundations of the intelligent IR Quattro HD DALI plus presence detector. This versatile solution is suitable for mounting heights ranging from 2.5 to 10 metres. It features 3 light channels (DALI addressable) and can control up to 64 lights. What's more, it also offers the option to operate the 64 lights in broadcast mode (factory default setting). A further feature comes in the form of an additional floating relay. All functions can be controlled using 4 button interfaces (light channels: ON/OFF, dim. Relay contact: ON/OFF in lighting mode). All configurations, including constant lighting control and variable basic light functions, can be controlled via Smart Remote for added user convenience.



IR Quattro HD
DALI plus



Product	Detection	Interface	Variant	IP rating	EAN
IR Quattro HD DALI plus Infrared presence detector	360°	DALI plus	Installation	IP20	4007841 035204
	360°	DALI plus	Surface-mounted	IP20	4007841 035273

Scalable square detection zone
4800 switching zones
Range: Radial max. 8 x 8 m (64 m²)
 Tangential max. 20 x 20 m (400 m²)
 Presence max. 8 x 8 m (64 m²)
Mounting height: 2.50–10.00 m
Dimensions:
 Surface mounting: 65 x 120 x 120 mm –
 Concealed installation: 124 x 120 x 120 mm

DALI-2 – the new standard

Application controller (APC)



- Decision maker in the system
- Commissions and configures the system
- Controls the light via direct commands to the operating devices

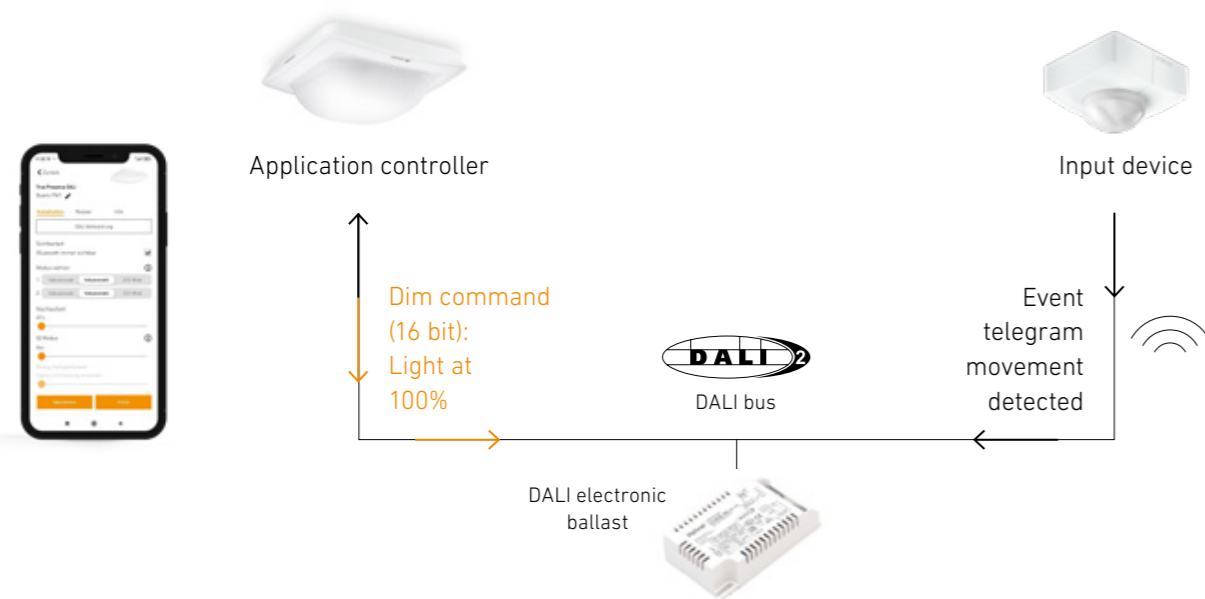
Input device (IPD)



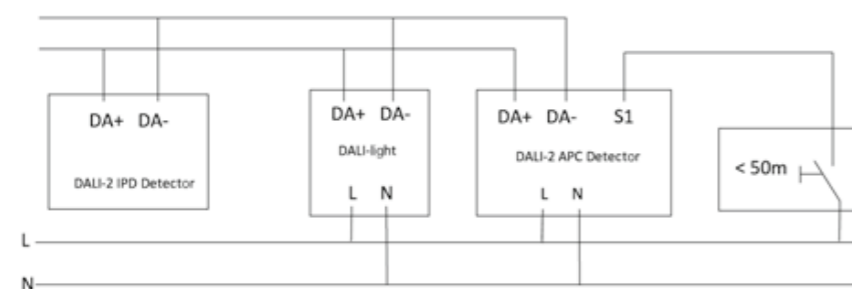
works with LiveLink

- Pure input device (data supplier)
- Informs the system about changes in the environment and user entries
- Compatible with automation interfaces
- Only sends event messages unprompted

Communication between APC & IPD



DALI-2 APC connection



>70

Certified DALI-2 products

APC

Application controller – with bus supply


IPD

Input device – e.g. motion detectors

DALI-2 IPD sensor overview

Product	Power consumption via DALI at 16 V input voltage in regular operation 12–22.5 V DC, no SELV	Variant	IP rating	EAN
Motion detectors				
IS 3360 (square)	6 mA (3 participants)	Surface-mounted	IP54	4007841 057237
		Concealed wiring	IP20	4007841 057244
IS 3360 (round)	6 mA (3 participants)	Surface-mounted	IP54	4007841 057251
		Concealed wiring	IP20	4007841 057268
IS 345 (square)	6 mA (3 participants)	Surface-mounted	IP54	4007841 057275
		Concealed wiring	IP20	4007841 057282
IS 345 (round)	6 mA (3 participants)	Surface-mounted	IP54	4007841 057299
		Concealed wiring	IP20	4007841 057305
HF 3360 (square)	10 mA (5 participants)	Surface-mounted	IP54	4007841 057312
		Concealed wiring	IP20	4007841 057336
HF 3360 (round)	11 mA (5 participants)	Surface-mounted	IP54	4007841 057329
		Concealed wiring	IP20	4007841 057343
IS 3180	6 mA (3 participants)	Surface-mounted	IP54	4007841 057350
		Concealed wiring	IP20	4007841 057367
IS 3360 MX Highbay	6 mA (3 participants)	Surface-mounted	IP54	4007841 057374
IS 345 MX Highbay	6 mA (3 participants)	Surface-mounted	IP54	4007841 057398
Eco Plus series presence detector				
PD-8 ECO white	12 mA (6 participants)	Surface-mounted	IP54	4007841 088156 ●
		Concealed wiring	IP20	4007841 088194 ●
		Recessed ceiling	IP20	4007841 088163 ●
PD-8 ECO black	12 mA (6 participants)	Surface-mounted	IP54	4007841 088149 ●
		Concealed wiring	IP20	4007841 088187 ●
		Recessed ceiling	IP20	4007841 088170 ●
PD-24 ECO white	12 mA (6 participants)	Surface-mounted	IP54	4007841 088231 ●
		Concealed wiring	IP20	4007841 088279 ●
		Recessed ceiling	IP20	4007841 088255 ●
PD-24 ECO black	12 mA (6 participants)	Surface-mounted	IP54	4007841 088224 ●
		Concealed wiring	IP20	4007841 088262 ●
		Recessed ceiling	IP20	4007841 088248 ●
Control PRO II presence detector				
Hallway	25 mA (13 participants)	Concealed wiring	IP20	4007841 064532
		Surface-mounted	IP20	4007841 064549
HF 360-2	21 mA (11 participants)	Concealed wiring	IP20	4007841 064280
		Surface-mounted	IP20	4007841 064297
IR Quattro HD-2 24 m	19 mA (10 participants)	Concealed wiring	IP20	4007841 064372
		Surface-mounted	IP20	4007841 064389
True Presence® Multisensor	2mA* (1 participant)	Concealed wiring	IP20	4007841 081829
		Surface-mounted	IP20	4007841 081812
Control PRO presence detector				
IR Quattro HD 24 m	8 mA (4 participants)	Concealed wiring	IP20	4007841 057497
IR Quattro MICRO 4 m	4 mA (2 participants)	Installation	IP65	4007841 053871
IR Quattro SLIM XS 4 m	4 mA (2 participants)	Concealed wiring	IP20	4007841 057510
IR Micro	4 mA (2 participants)	Concealed wiring	IP20	4007841 057732
HF 360	10 mA (5 participants)	Concealed wiring	IP20	4007841 057480
Dual HF	14 mA (7 participants)	Concealed wiring	IP20	4007841 057459
US 360	24 mA (12 participants)	Concealed wiring	IP20	4007841 057534
Dual US	24 mA (12 participants)	Concealed wiring	IP20	4007841 057466



LiveLink – The intelligent room light control system



LiveLink – Simple and intuitive. The LiveLink lighting management system allows DALI-based sensors and lights to be integrated into a sensor-controlled lighting concept. Incident daylight can also be taken into account. Depending on the intensity, the light is dimmed or switched off completely.

STEINEL DALI-2 IPD sensors – perfect for LiveLink

Product Detection Interface Variant IP rating EAN

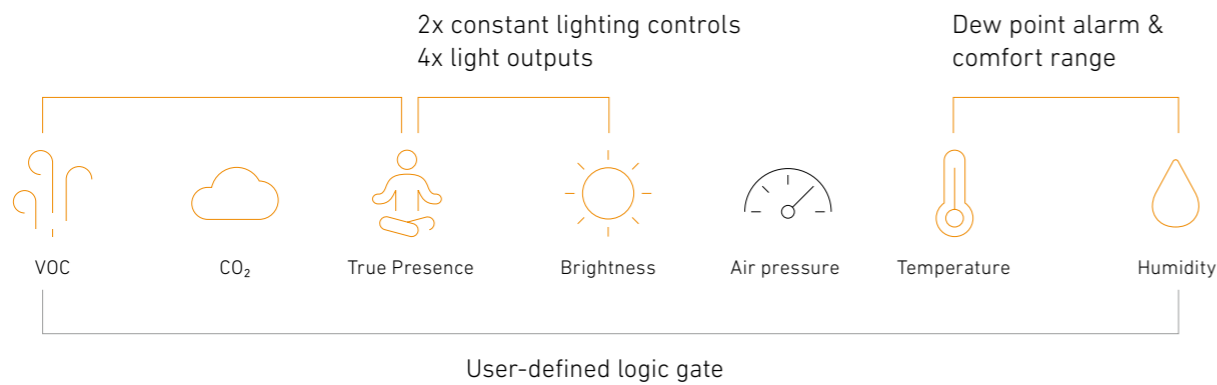
LiveLink Control device 	LiveLink control box			
	LiveLink	white		4007841 013653
Control unit for integrating DALI-compatible lights, sensors (Steinel DALI-2 IPD) and pushbuttons into the LiveLink system. Up to 16 lighting groups and 64 individual components per device. With HCL control. WiFi Connect: For networking multiple LiveLink Connect control boxes in a master-slave network.				
Pushbutton coupler PC4-DALI-2 Accessories 		white		4007841 082123
	For integrating additional pushbuttons into a lighting management system. Maximum of 4 commercially available pushbuttons per unit.			

KNX V3.X. family Extended KNX application.

In our bid to help system integrators navigate programming more easily, we have designed the applications for True Presence®, Control Pro, the 3000 series, and the sensIQ family in a similar way. The new features, such as sensitivity adjustment for PIR sensors, constant light teach, selection of different data point types, day/night switching, absence output, and the ability to create custom logic gates, have all been implemented.



True Presence®
Multisensor



Hotel industry
True Presence®




Office & work environments
True Presence®



Residential construction
Hallway



Schools & learning institutes
IR Quattro HD-2



Parking & transportation
HF 360-2



Industry & logistics
IR Quattro HD-2

32

KNX presence and motion detectors

0 | 1

Logic gates for intelligent building automation

Teach

Constant light programming

KNX sensor overview

Product	Colour	Power consumption	Variant	IP rating	EAN
Motion detectors					
iHF 3D	black	30 mA	Surface-mounted	IP54	4007841 059637
	white	30 mA	Surface-mounted	IP54	4007841 059644
	anthracite	30 mA	Surface-mounted	IP54	4007841 059620
sensiQ	black	10 mA	Surface-mounted	IP54	4007841 059552
	white	10 mA	Surface-mounted	IP54	4007841 059576
	anthracite	10 mA	Surface-mounted	IP54	4007841 059538
sensiQ S	black	10 mA	Surface-mounted	IP54	4007841 059606
	white	10 mA	Surface-mounted	IP54	4007841 059613
	anthracite	10 mA	Surface-mounted	IP54	4007841 059583
IS 3360 (square)	white	12.5 mA	Surface-mounted	IP54	4007841 058166
	black	12.5 mA	Surface-mounted	IP54	4007841 068561
	white	12.5 mA	Concealed wiring	IP20	4007841 058173
	black	12.5 mA	Concealed wiring	IP20	4007841 068578
	white	12.5 mA	Recessed ceiling	IP20	4007841 079642
	white	12.5 mA	Recessed ceiling	IP20	4007841 079642
IS 3360 (round)	white	12.5 mA	Surface-mounted	IP54	4007841 058180
	black	12.5 mA	Surface-mounted	IP54	4007841 068585
	white	12.5 mA	Concealed wiring	IP20	4007841 058197
	black	12.5 mA	Concealed wiring	IP20	4007841 068592
	white	12.5 mA	Recessed ceiling	IP20	4007841 079666
IS 345 (square)	white	12.5 mA	Surface-mounted	IP54	4007841 058258
	black	12.5 mA	Surface-mounted	IP54	4007841 084134
	white	12.5 mA	Concealed wiring	IP20	4007841 058265
	black	12.5 mA	Concealed wiring	IP20	4007841 084141
	white	12.5 mA	Recessed ceiling	IP20	4007841 079680
IS 345 (round)	white	12.5 mA	Surface-mounted	IP54	4007841 058272
	black	12.5 mA	Surface-mounted	IP54	4007841 084158
	white	12.5 mA	Concealed wiring	IP20	4007841 058289
	black	12.5 mA	Concealed wiring	IP20	4007841 084165
	white	12.5 mA	Recessed ceiling	IP20	4007841 079703
HF 3360 (square)	white	12.5 mA	Surface-mounted	IP54	4007841 058210
	white	12.5 mA	Concealed wiring	IP20	4007841 058227

Product	Colour	Power consumption	Variant	IP rating	EAN
HF 3360 (round)	white	12.5 mA	Surface-mounted	IP54	4007841 058234
	white	12.5 mA	Concealed wiring	IP20	4007841 058241
IS 3180 (square)	white	12.5 mA	Surface-mounted	IP54	4007841 058135
	white	12.5 mA	Concealed wiring	IP20	4007841 058142
IS 3360 MX Highbay (square)	white	12.5 mA	Surface-mounted	IP54	4007841 058364
IS 345 MX Highbay (square)	white	12.5 mA	Surface-mounted	IP54	4007841 058296
Light Sensor Dual (square)	white	12.5 mA	Concealed wiring	IP54	4007841 058326
Light Sensor Dual (round)	white	12.5 mA	Concealed wiring	IP54	4007841 058340
Eco Plus series presence detector					
PD-8 ECO	white	15 mA	Concealed wiring	IP20	4007841 087999
	black	15 mA	Concealed wiring	IP20	4007841 087982
	white	15 mA	Surface-mounted	IP54	4007841 087951
	black	15 mA	Surface-mounted	IP54	4007841 087944
	white	15 mA	Recessed ceiling	IP20	4007841 087975
	black	15 mA	Recessed ceiling	IP20	4007841 087968
	white	15 mA	Recessed ceiling	IP20	4007841 087975
PD-24 ECO	white	15 mA	Concealed wiring	IP20	4007841 088057
	black	15 mA	Concealed wiring	IP20	4007841 088040
	white	15 mA	Surface-mounted	IP54	4007841 088019
	black	15 mA	Surface-mounted	IP54	4007841 088002
	white	15 mA	Recessed ceiling	IP20	4007841 088033
	black	15 mA	Recessed ceiling	IP20	4007841 088026
	white	15 mA	Recessed ceiling	IP20	4007841 088033

KNX sensor overview

Product	Detec- tion	Inter- face	Power con- sumption	Variant	IP rating	EAN
Optical sensor						
HPD2	white	110°	KNX	10 mA	Surface-mounted	IP20 4007841 033200
Control PRO II presence detector						
True Presence®	white	360°	KNX V3.0	30 mA	Concealed wiring	IP20 4007841 056339
	black	360°	KNX V3.0	30 mA	Concealed wiring	IP20 4007841 068516
	white	360°	KNX V3.0	30 mA	Recessed ceiling	IP20 4007841 079451
True Presence® Multisensor	white	360°	KNX V3.0	40 mA	Concealed wiring	IP20 4007841 056353
True Presence® Multisensor Aerosol KNX	white	360°	KNX V3.0	40 mA	Concealed wiring	IP20 4007841 079208
Multisensor Air KNX	white	–	KNX V3.0	15 mA	Concealed wiring	IP20 4007841 056346
Multisensor Aerosol KNX	white	–	KNX V3.0	15 mA	Concealed wiring	IP20 4007841 079192
Hallway	white	360°	KNX V3.5	30 mA	Concealed wiring	IP20 4007841 079086
	black	360°	KNX V3.5	30 mA	Concealed wiring	IP20 4007841 082079
	white	360°	KNX V3.5	30 mA	Surface-mounted	IP20 4007841 079079
	black	360°	KNX V3.5	30 mA	Surface-mounted	IP20 4007841 082062
	white	360°	KNX V3.5	30 mA	Recessed ceiling	IP20 4007841 079475
HF 360-2	white	360°	KNX V3.5	30 mA	Concealed wiring	IP20 4007841 064303
	white	360°	KNX V3.5	30 mA	Surface-mounted	IP20 4007841 064860
	white	360°	KNX V3.5	30 mA	Recessed ceiling	IP20 4007841 079437
IR Quattro HD-2 24 m	white	360°	KNX V3.5	10 mA	Concealed wiring	IP20 4007841 064846
	white	360°	KNX V3.5	10 mA	Surface-mounted	IP20 4007841 064853
	white	360°	KNX V3.5	10 mA	Recessed ceiling	IP20 4007841 079413

Product	Detec- tion	Inter- face	Power con- sumption	Variant	IP rating	EAN
Control PRO presence detector						
IR Quattro HD 24 m	white	360°	KNX V3.1	10 mA	Concealed wiring	IP20 4007841 058470
	black	360°	KNX V3.1	10 mA	Concealed wiring	IP20 4007841 068622
	white	360°	KNX V3.1	10 mA	Recessed ceiling	IP20 4007841 079383
IR Quattro 8 m	white	360°	KNX V3.1	10 mA	Concealed wiring	IP20 4007841 058487
	white	360°	KNX V3.1	10 mA	Recessed ceiling	IP20 4007841 079390
IR Quattro MICRO 6 m	white	360°	KNX V3.1	10 mA	Installation	IP65 4007841 064129
	black	360°	KNX V3.1	10 mA	Installation	IP65 4007841 068646
IR Quattro SLIM 4 m	white	360°	KNX V3.1	10 mA	Recessed ceiling	IP20 4007841 058494
IR Quattro SLIM XS 4 m	white	360°	KNX V3.1	10 mA	Concealed wiring	IP20 4007841 058500
	black	360°	KNX V3.1	10 mA	Concealed wiring	IP20 4007841 082260
HF 360	white	360°	KNX V3.1	30 mA	Concealed wiring	IP20 4007841 059484
	black	360°	KNX V3.1	30 mA	Concealed wiring	IP20 4007841 082277
	white	360°	KNX V3.1	30 mA	Recessed ceiling	IP20 4007841 079536
Dual HF	white	360°	KNX V3.1	30 mA	Concealed wiring	IP20 4007841 059477
	white	360°	KNX V3.1	30 mA	Recessed ceiling	IP20 4007841 079505
DualTech	white	360°	KNX V3.1	17.5 mA	Concealed wiring	IP20 4007841 059521
	white	360°	KNX V3.1	17.5 mA	Recessed ceiling	IP20 4007841 079581
US 360	white	360°	KNX V3.1	17.5 mA	Concealed wiring	IP20 4007841 059514
	white	360°	KNX V3.1	17.5 mA	Recessed ceiling	IP20 4007841 079628
Dual US	white	360°	KNX V3.1	17.5 mA	Concealed wiring	IP20 4007841 059491
	white	360°	KNX V3.1	17.5 mA	Recessed ceiling	IP20 4007841 079604
Presence switch						
IR 180	white	180°	KNX V3.1	12 mA	Installation	IP20 4007841 058463
HF 180	white	180°	KNX V3.1	12 mA	Installation	IP20 4007841 059460

Interfaces and wiring diagrams Control Pro series presence detectors/switches

COM1 – COM1 AP

Switching light

Power supply
220–240 V, 50/60 Hz

Time setting
30 sec – 30 min, pulse mode (approx. 2 sec),
IQ mode (automatic adjustment to usage profile)
5 s – 60 min for IR Quattro SLIM XS / MICRO

Output

Filament bulb / halogen lamp load	2000 W (IR Quattro SLIM XS / MICRO: 1000 W)
Low-voltage halogen lamps	2000 VA (IR Quattro SLIM XS: 500 VA / MICRO: 1000 VA)
LED < 2 W	100 W (IR Quattro SLIM XS: 16 W)
2 W < LED < 8 W	300 W (IR Quattro SLIM XS: 64 W)
LED > 8 W	600 W (IR Quattro SLIM XS: 64 W)
Capacitive load	176 µF

Master

Master/Master COM1

Master/Slave COM1

DIP switches

NORM.	TEST
AUTO.	MAN
ON-	ON/OFF

DIP switch assignment
 DIP1: Normal/test mode
 DIP2: Semi/fully automatic
 DIP3: Pushbutton/switch mode
 DIP4: ON pushbutton / ON-OFF pushbutton

COM2

Switching light & HVAC

Power supply
220–240 V, 50/60 Hz

Time setting for switching contact 1
30 sec – 30 min, pulse mode (approx. 2 sec), IQ mode (automatic adjustment to usage profile)

Time setting for switching contact 2
Automatic room monitoring
0 sec – 10 min Switch-on delay,
1 min – 2 hours Run-on time

Output

Filament bulb / halogen lamp load	2000 W (IR Quattro SLIM XS / MICRO: 1000 W)
Low-voltage halogen lamps	2000 VA (IR Quattro SLIM XS: 500 VA / MICRO: 1000 VA)
LED < 2 W	100 W (IR Quattro SLIM XS: 16 W)
2 W < LED < 8 W	300 W (IR Quattro SLIM XS: 64 W)
LED > 8 W	600 W (IR Quattro SLIM XS: 64 W)
Capacitive load	176 µF

Output of switching contact 2 – presence
 max. 230 W / 230 V
 max. 1 A (cos φ = 1) for HVAC (heating / ventilation / air-conditioning)

Master

Master/Master COM1

DIP switches

NORM.	TEST
AUTO.	MAN
ON-	ON/OFF

DIP switch assignment
 DIP1: Normal/test mode
 DIP2: Semi/fully automatic
 DIP3: Pushbutton/switch mode
 DIP4: ON pushbutton / ON-OFF pushbutton

Interfaces and wiring diagrams

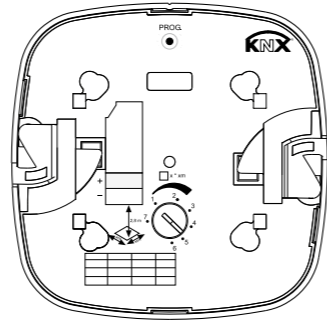
Control Pro series presence detectors/switches

KNX
Digital bus interface

Power supply Via KNX bus voltage (SELV)

Configuration via ETS software, remote control or bus

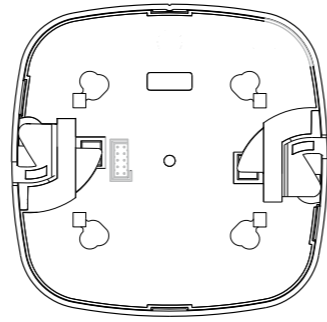
Functions
Light output x4, constant lighting control, basic light function, presence output, HVAC output, brightness value, sabotage, (Presence switch only: integrated pushbutton, temperature output, humidity output)

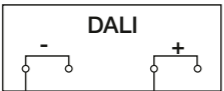


DALI-2 input device


Communication of information on presence and brightness value to a DALI application controller or BMS

Power consumption	
IR Quattro HD	8 mA / 4 DALI participants, 12–22.5 V, no SELV
IR Quattro SLIM XS	4 mA / 2 DALI participants, 12–22.5 V, no SELV
IR Quattro MICRO	4 mA / 2 DALI participants, 12–22.5 V, no SELV
IR Micro	4 mA / 2 DALI participants, 12–22.5 V, no SELV
Dual HF	17 mA / 7 DALI participants, 12–22.5 V, no SELV
HF 360	10 mA / 5 DALI participants, 12–22.5 V, no SELV
US 360	24 mA / 12 participants, 12–22.5 V, no SELV
DualTech	24 mA / 12 participants, 12–22.5 V, no SELV
Dual US	24 mA / 12 participants, 12–22.5 V, no SELV





DALI APPLICATION CONTROLLER
 DA +
 DA -



Note: Only compatible with the IR Quattro HD DALIplus within the Control PRO 1 series

DALI-2 application controller

Digital DIM interface

Power supply
220–240 V, 50/60 Hz

Time setting for switching contact 1
30 s – 30 min,
IQ mode (automatic adjustment to usage profile)

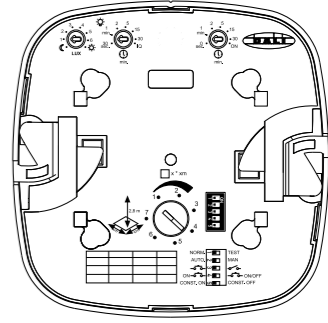
Control output
DALI output 1:
2-core DALI control line / broadcast

DALI output 2:
2-core DALI control line / broadcast

Controllable DALI electronic ballasts:
12 DALI electronic ballasts per output

Basic brightness 0 sec – 30 min,
10–60% via RC8

Constant lighting control:

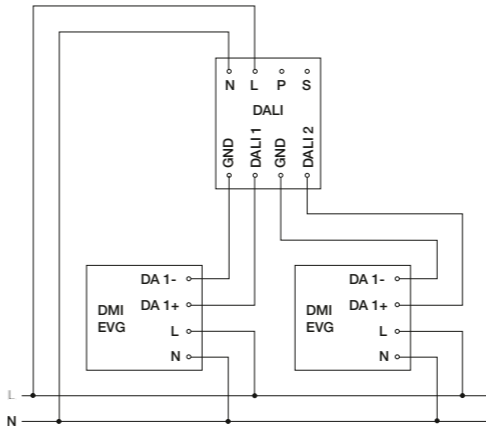


DIP switches

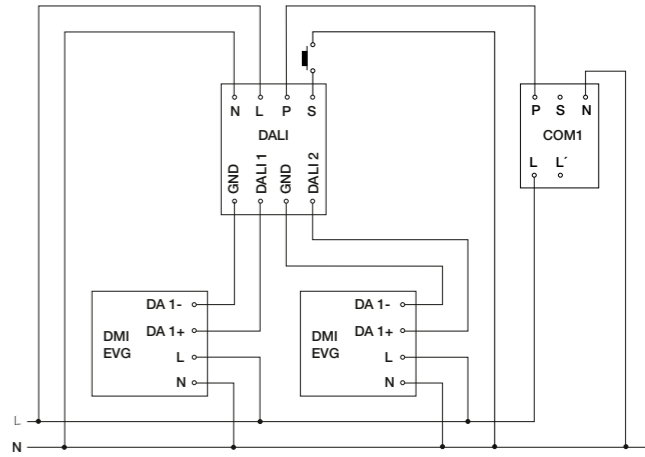
NORM.	TEST
AUTO.	MAN
ON	ON/OFF
CONST. ON	CONST. OFF

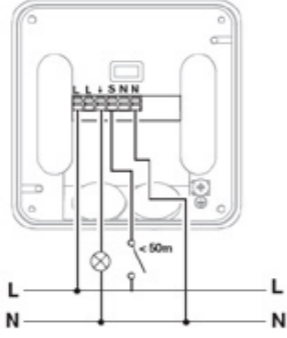
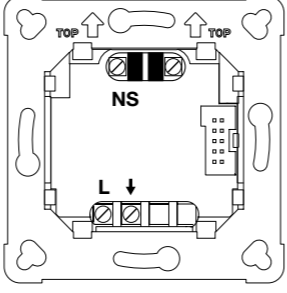
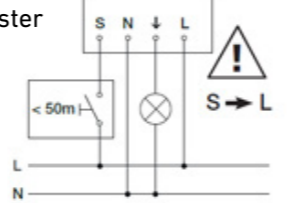
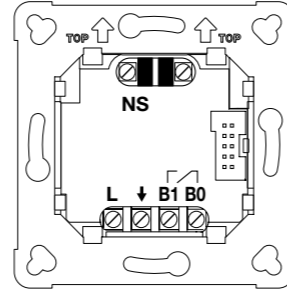
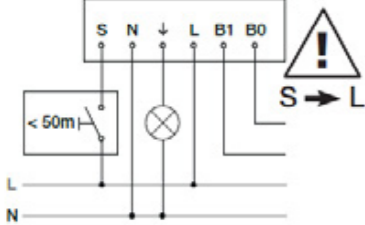
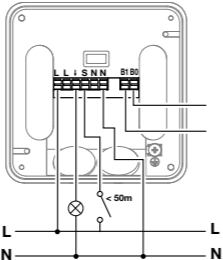
DIP switch assignment
 DIP1: Normal/test mode
 DIP2: Semi/fully automatic
 DIP3: Pushbutton/switch mode
 DIP4: ON pushbutton / ON-OFF pushbutton
 DIP5: Constant control ON/OFF (DIM/DALI)

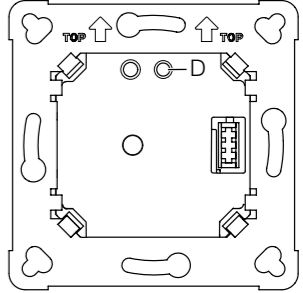
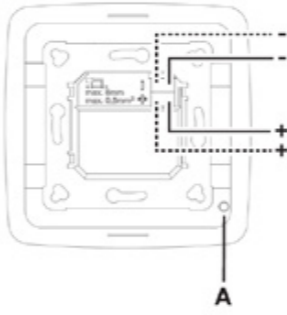
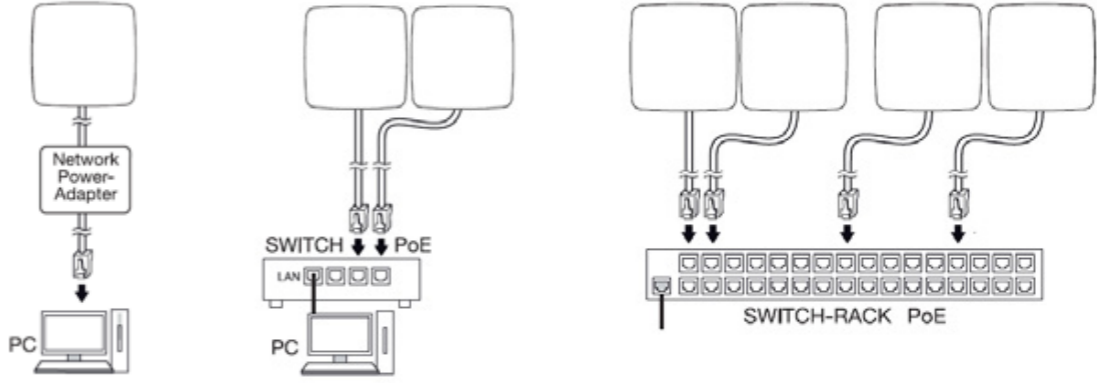
Master



Master/Slave COM1



Interfaces and wiring diagrams Control Pro II series presence detectors/switches										
COM1 – COM1 AP Switching light	Surface-mounted 	Concealed wiring 								
Power supply 220–240 V, 50/60 Hz Time setting 10 sec – 60 min (5 sec – 60 min IR Quattro HD-2) Pulse mode (approx. 2 sec)										
Output <table border="0"> <tr> <td>Filament bulb / halogen lamp load</td> <td>2000 W</td> </tr> <tr> <td>Low-voltage halogen lamps</td> <td>2000 VA</td> </tr> <tr> <td>LED / electronic ballast load (max. 50 units)</td> <td>600 W</td> </tr> <tr> <td>Capacitive load</td> <td>220 µF</td> </tr> </table>		Filament bulb / halogen lamp load	2000 W	Low-voltage halogen lamps	2000 VA	LED / electronic ballast load (max. 50 units)	600 W	Capacitive load	220 µF	Master 
Filament bulb / halogen lamp load	2000 W									
Low-voltage halogen lamps	2000 VA									
LED / electronic ballast load (max. 50 units)	600 W									
Capacitive load	220 µF									
COM2 Switching light & HVAC	Concealed wiring 									
Power supply 220–240 V, 50/60 Hz Time setting for switching contact 1 10 sec – 60 min (5 sec – 60 min IR Quattro HD-2) Pulse mode (approx. 2 sec)										
Time setting for switching contact 2 Automatic room monitoring 0 sec – 10 min Switch-on delay, 1 min – 2 hours run-on time										
Output at switching output 1: <table border="0"> <tr> <td>Filament bulb/halogen lamp load</td> <td>2000 W</td> </tr> <tr> <td>Low-voltage halogen lamps</td> <td>2000 VA</td> </tr> <tr> <td>LED/electronic ballast load (max. 50 units, 220 F)</td> <td>600 W</td> </tr> <tr> <td>Capacitive load</td> <td>220 µF</td> </tr> </table>		Filament bulb/halogen lamp load	2000 W	Low-voltage halogen lamps	2000 VA	LED/electronic ballast load (max. 50 units, 220 F)	600 W	Capacitive load	220 µF	Output at switching output 2/HVAC relay AC: Max. 1 A @ 230 V AC / 240 W (cos phi = 1) Min 0.08 mA @ 230 V AC DC: Max. 2 A @ 24 V Min. 10 mA @ 5 V, 50 mW
Filament bulb/halogen lamp load	2000 W									
Low-voltage halogen lamps	2000 VA									
LED/electronic ballast load (max. 50 units, 220 F)	600 W									
Capacitive load	220 µF									
Master 	Surface-mounted 									

Interfaces and wiring diagrams Control Pro II series presence detectors/switches	
KNX Digital bus interface	
Power supply Via KNX bus voltage (SELV) Configuration via ETS software, app or KNX bus Functions Comfort, twilight switch, single pyro evaluation, basic light function, brightness value, HVAC output, constant lighting control, light output x4, humidity output, presence output, day/night function, dew point, temperature output, logic gate	
Multisensor KNX / True Presence KNX 	
IP Digital bus interface	
Power supply via PoE 802.3af class 2, PoE 24–57 V 4 W via RJ 45 plug Configuration via configuration interface via web browser, via IP bus Functions IP protocols REST API, BACnet, MQTT	
IP connection examples 	

Interfaces and wiring diagrams Control Pro II series presence detectors/switches

DALI-2 APC

Digital DIM interface

Power supply

220–240 V, 50/60 Hz

Time setting

10 sec – 60 min

DALI output

2-core DALI control line (addressable)

Controllable DALI electronic ballasts

128 mA, 64 DALI-2 participants

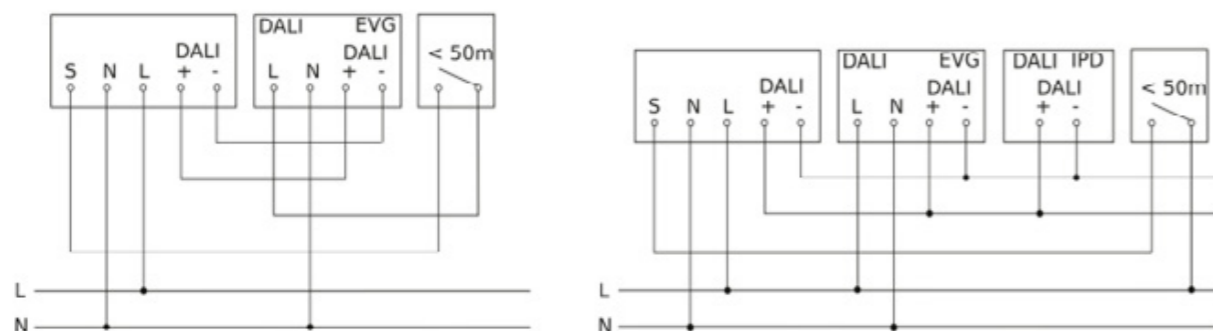
Basic brightness

1 min – 1 hour, all night, 50–100%

Functions Semi-/fully automatic, 3 light channels + multizone, constant lighting control, light scene, master/slave override, neighbour group function, TouchDIM function, 4 DALI-2 pushbutton instances, activation of programmed light scenes, manual ON / ON-OFF, normal/test mode

Master

Master/Slave



Interfaces and wiring diagrams Control Pro II series presence detectors/switches

DALI-2 IPD

Communication of information on presence, brightness value, temperature and humidity to a DALI application controller or BMS

Power consumption via DALI (12–22.5 V DC, no SELV):

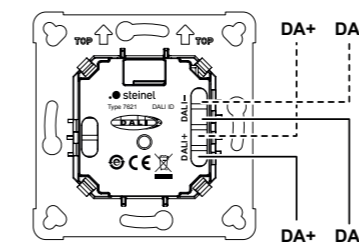
Hallway	25 mA / 13 DALI participants
HF 360-2	21 mA / 11 DALI participants
IR Quattro HD-2 24 m	19 mA / 10 DALI participants
Multisensor True Presence®	2 mA* / 1 DALI participant*

*Features an additional 230 V power supply

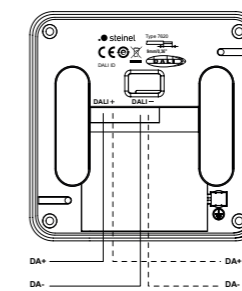
DALI-2 input device

DALI control line (multi-master capability for communication with the DALI application controller / DALI-2 sensor)

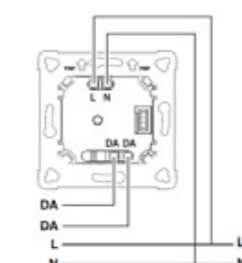
Concealed wiring



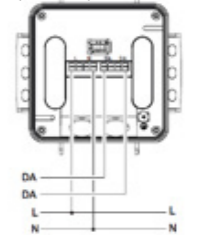
Surface-mounted



Multisensor True Presence
Concealed wiring (230 V)



Multisensor True Presence
Surface-mounted (230 V)

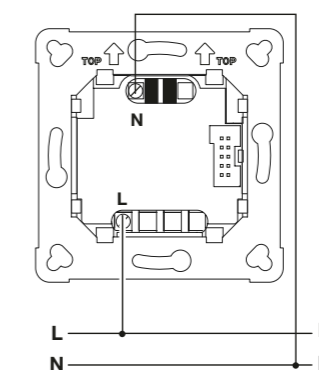


BT IPD

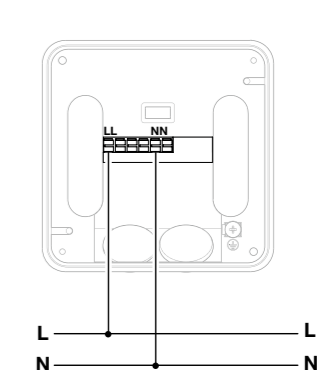
For range expansion or control of other BT products via Bluetooth; for forwarding recorded values via BT

Power supply:
220–240 V, 50/60 Hz

Concealed wiring

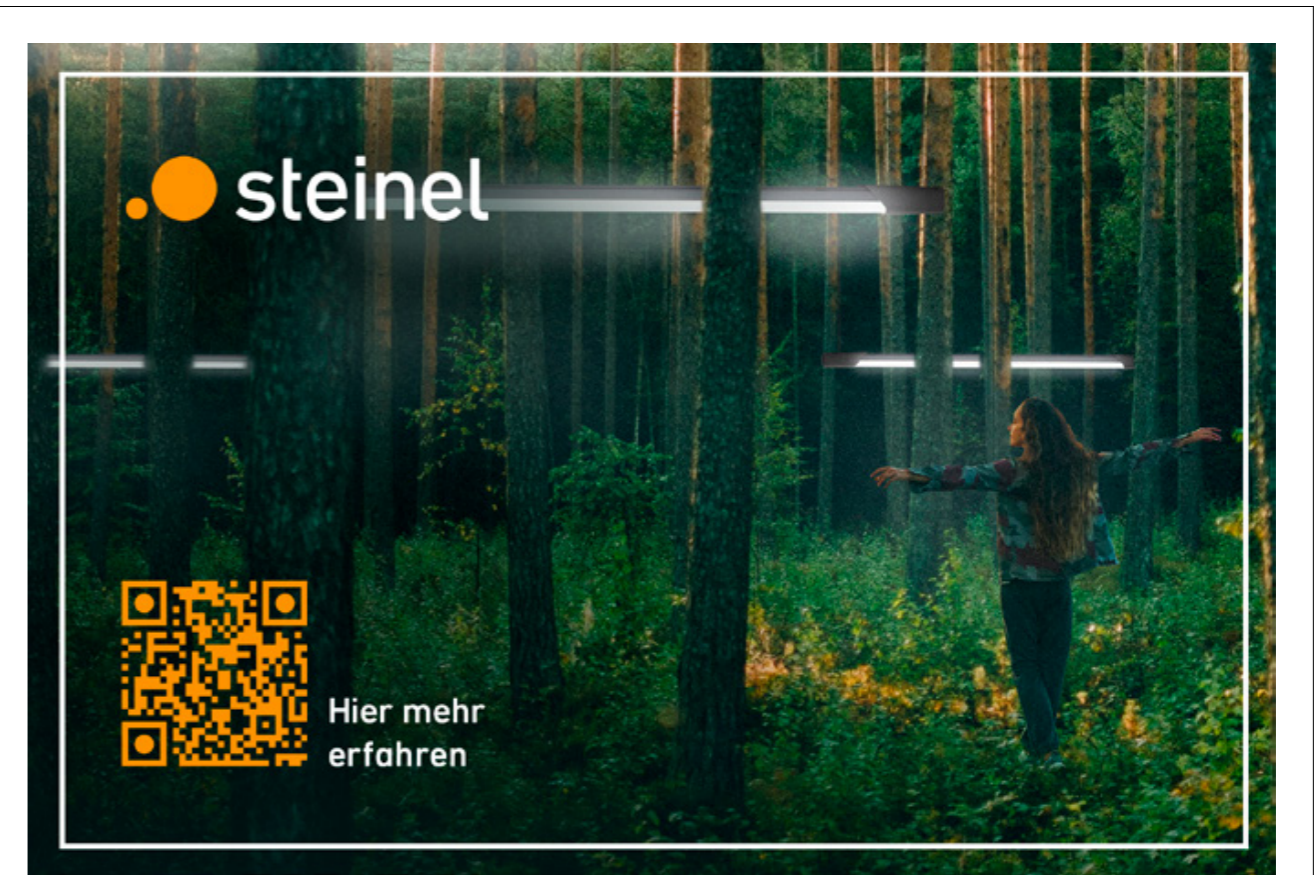
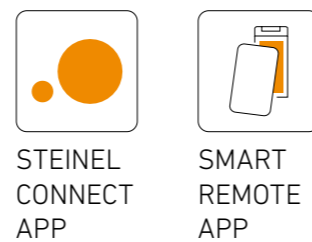
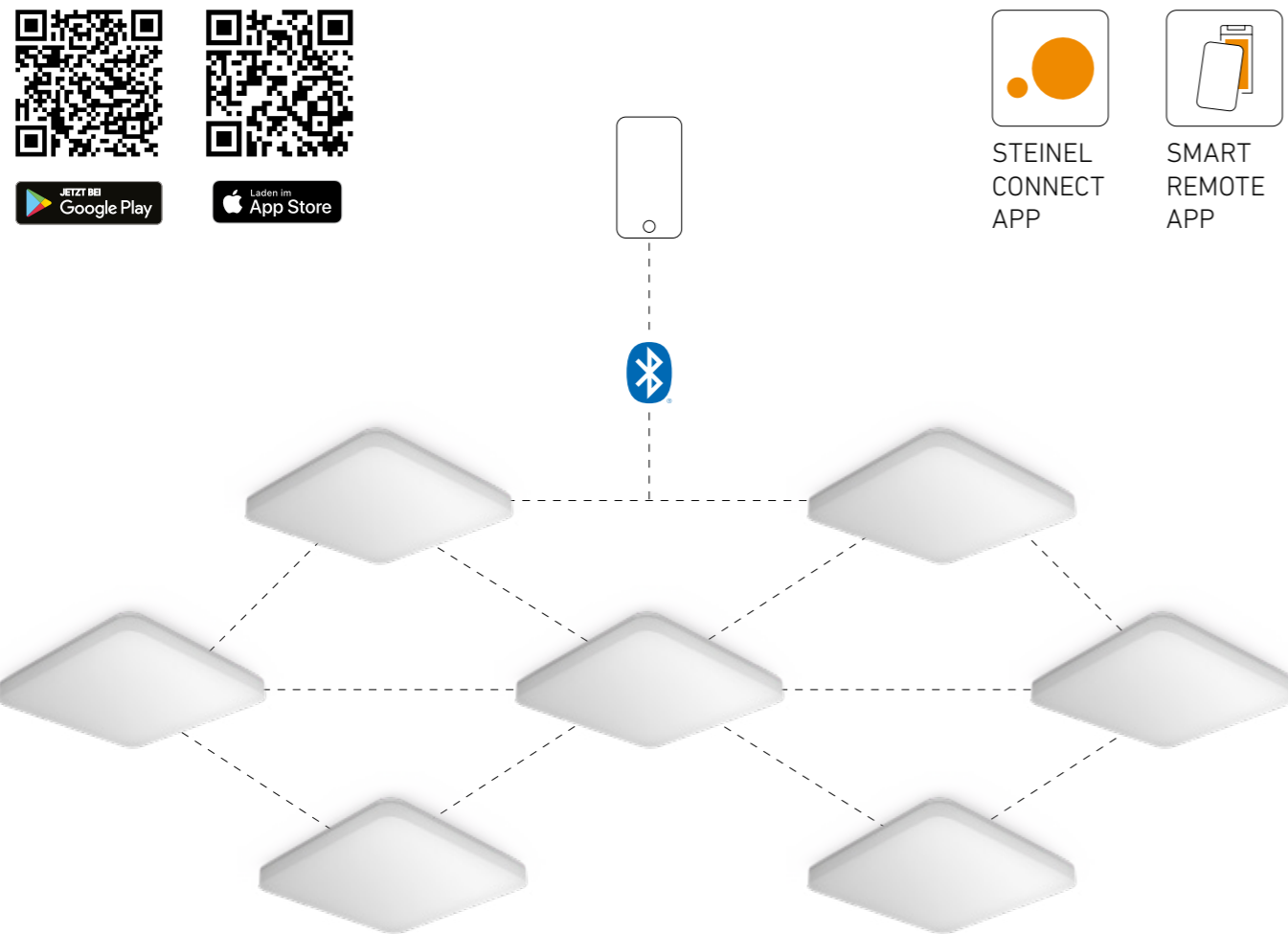


Surface-mounted



Green light for tomorrow.

The combination of modern LED lighting and motion detectors already offers substantial energy savings, but there's so much more potential to uncover. This can be achieved by integrating the LED lighting and motion detectors into a sophisticated lighting management system. In fact, through intelligent control and grouping, an additional saving potential of up to 81% can be achieved. Light Intelligence by STEINEL is based on Bluetooth. Super-easy networking and high sensor density make intelligent light control easier than ever before. **And what's more, you can now take advantage of the new STEINEL Connect app, which has been specially designed for the Bluetooth Mesh Connect products.**



Comparison of lighting technologies

Lighting Technology	CO2 emissions per year	Electricity costs per year
T5 bulb <small>ban as of 09/23</small>	394 kg	281,20 €
LED illuminant	160 kg (-59%)	114,00 €
LED illuminants and motion detector	97 kg (-39%)	69,20 €
STEINEL RS PRO S100 SC <small>with built-in motion detector and Bluetooth</small>	19 kg (-80%)	13,32 €

Total Savings: -100,68 €

Overall Reduction: -95%

Specification per luminaire and year. Electricity prices based on 0.40 € kWh. Independent measurements by Swiss Lighting Society | Source: INEC Institute, Steinel

The new RS PRO R series. Next generation of our successful model.

The new R-Series sensor lights use the secure Mesh Connect standard and offer basic light, full dimmability, adjustable fade times when switching on/off, and connection to central emergency lighting systems. The Plus version also offers backlight.



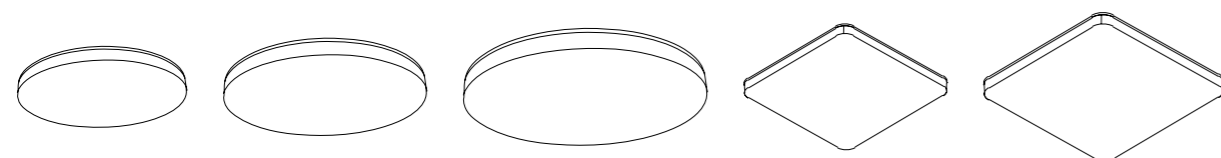
Film on use in residential construction applications



RS PRO R10

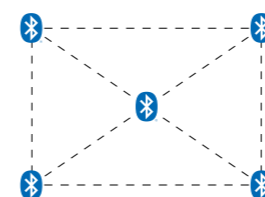
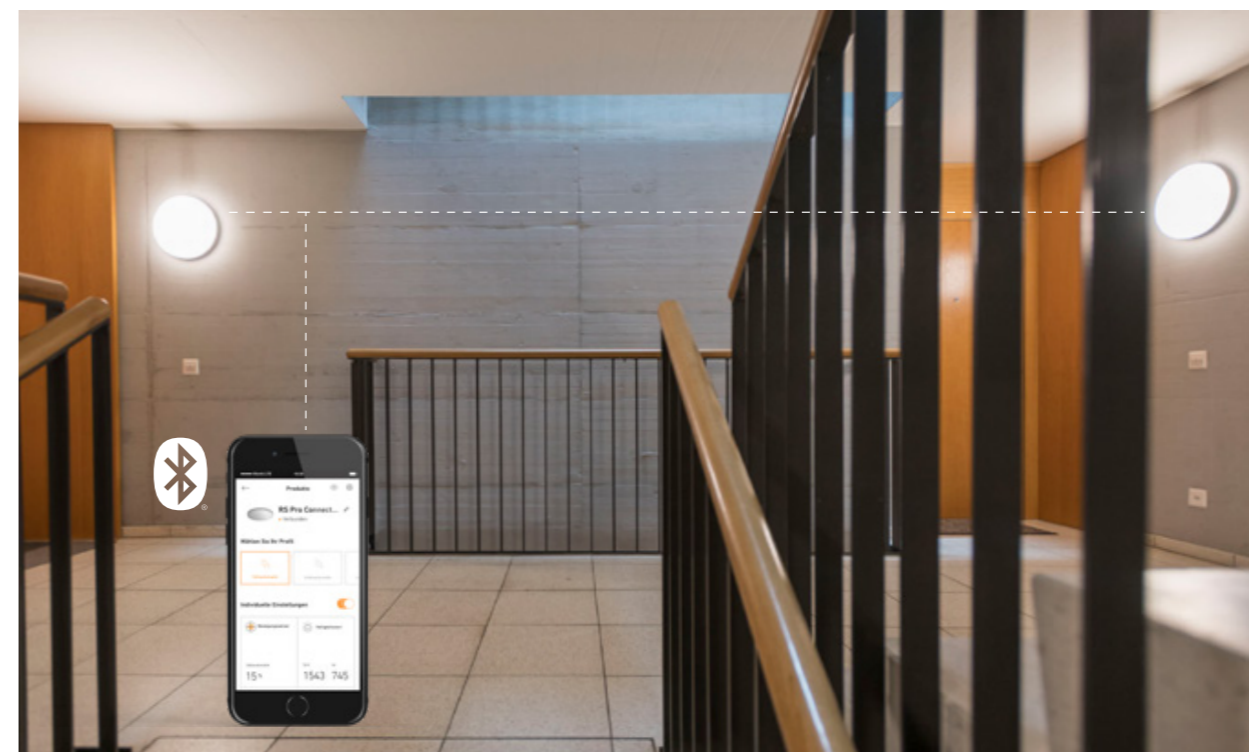


RS PRO R20 Q



5 sizes delivering up to 3019 lumens

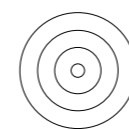
	R series 'Basic'	R series 'Plus'
Basic light	•	•
Dimmability	•	•
Optional emergency light	•	•
Backlight		•



Bluetooth communication via secure Bluetooth Mesh Connect



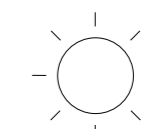
Commissioning and configuration via free app



360° high-frequency sensor



Digitally adjustable sensor range from Ø 1–10 m



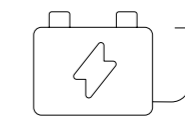
Basic light, main light and backlight




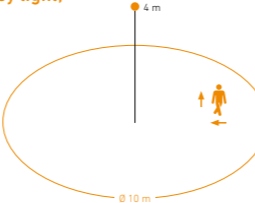



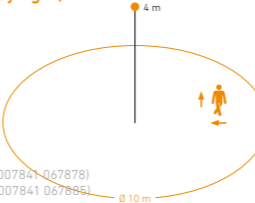
Mounting height up to 4 m




IK07 shock resistance




Optional connection to emergency battery systems

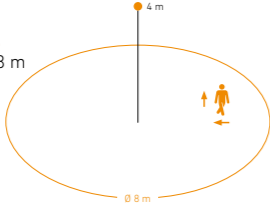


Product	Performance data	Variant	IP rating	EAN
RS PRO R10 Basic SC Sensor-switched LED indoor light 	8.5 W / 1053 lm / 4000 K	white	IP40 / IK07	4007841 067809
	8.5 W / 992 lm / 3000 K	white	IP40 / IK07	4007841 067816
	<p>Bluetooth MESH</p> <p>Dimmable basic & main light, optional emergency light, presence mode, neighbour group function. HF sensor concealed inside the light.</p> <p>Sensor data: 360° high-frequency, Ø 10 m Networking via: Bluetooth Mesh Connect Max. mounting height: 4.00 m Mounting site: Walls, ceilings Dimensions: Ø 300 x 55 mm</p> <p><small>This product contains a light source of energy efficiency class 'D'.</small></p> 			
RS PRO R20 Basic SC Sensor-switched LED indoor light 	15.3 W / 1976 lm / 4000 K	white	IP40 / IK07	4007841 067823
	15.3 W / 1823 lm / 3000 K	white	IP40 / IK07	4007841 067854
	<p>Bluetooth MESH</p> <p>Dimmable basic & main light, optional emergency light, presence mode, neighbour group function. HF sensor concealed inside the light.</p> <p>Sensor data: 360° high-frequency, Ø 10 m Networking via: Bluetooth Mesh Connect Max. mounting height: 4.00 m Mounting site: Walls, ceilings Dimensions: Ø 350 x 55 mm</p> <p><small>This product contains a light source of energy efficiency class 'D'.</small></p> 			
RS PRO R20 Basic Q SC Sensor-switched LED indoor light 	15.3 W / 1970 lm / 4000 K	white	IP40 / IK07	4007841 067830
	15.38 W / 1826 lm / 3000 K	white	IP40 / IK07	4007841 067847
	<p>Bluetooth MESH</p> <p>Dimmable basic & main light, optional emergency light, presence mode, neighbour group function. HF sensor concealed inside the light.</p> <p>Sensor data: 360° high-frequency, Ø 10 m Networking via: Bluetooth Mesh Connect Max. mounting height: 4.00 m Mounting site: Walls, ceilings Dimensions: 52 x 300 x 300 mm</p> <p><small>This product contains a light source of energy efficiency class 'D'.</small></p> 			
RS PRO R30 Basic SC Sensor-switched LED indoor light 	23.39 W / 3019 lm / 4000 K	white	IP40 / IK07	4007841 067861
	23.22 W / 2813 lm / 3000 K	white	IP40 / IK07	4007841 067892
	<p>Bluetooth MESH</p> <p>Dimmable basic & main light, optional emergency light, presence mode, neighbour group function. HF sensor concealed inside the light.</p> <p>Sensor data: 360° high-frequency, Ø 10 m Networking via: Bluetooth Mesh Connect Max. mounting height: 4.00 m Mounting site: Walls, ceilings Dimensions: Ø 420 x 55 mm</p> <p><small>This product contains a light source of energy efficiency class 'C'. (4007841 067861) This product contains a light source of energy efficiency class 'D'. (4007841 067892)</small></p> 			
RS PRO R30 Basic Q SC Sensor-switched LED indoor light 	23.4 W / 2964 lm / 4000 K	white	IP40 / IK07	4007841 067878
	23.26 W / 2813 lm / 3000 K	white	IP40 / IK07	4007841 067885
	<p>Bluetooth MESH</p> <p>Dimmable basic & main light, optional emergency light, presence mode, neighbour group function. HF sensor concealed inside the light.</p> <p>Sensor data: 360° high-frequency, Ø 10 m Networking via: Bluetooth Mesh Connect Max. mounting height: 4.00 m Mounting site: Walls, ceilings Dimensions: 55 x 350 x 350 mm</p> <p><small>This product contains a light source of energy efficiency class 'C'. (4007841 067878) This product contains a light source of energy efficiency class 'D'. (4007841 067885)</small></p> 			


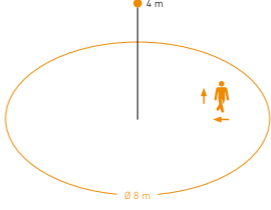


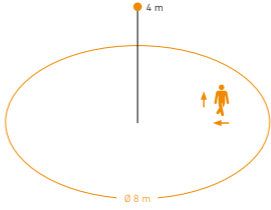
Product	Performance data	Variant	IP rating	EAN
RS PRO R10 Plus SC Sensor-switched LED indoor light 	8.5 W / 1053 lm / 4000 K	white	IP40 / IK07	4007841 067700
	8.5 W / 992 lm / 3000 K	white	IP40 / IK07	4007841 067717
	<p>Bluetooth MESH</p> <p>Dimmable basic & main light, backlight function, optional emergency light, presence mode, neighbour group function. HF sensor concealed inside the light.</p> <p>Sensor data: 360° high-frequency, Ø 10 m Networking via: Bluetooth Mesh Connect Max. mounting height: 4.00 m Mounting site: Walls, ceilings Dimensions: Ø 300 x 55 mm</p> <p><small>This product contains a light source of energy efficiency class 'D'.</small></p> 			
RS PRO R20 Plus SC Sensor-switched LED indoor light 	15.86 W / 1976 lm / 4000 K	white	IP40 / IK07	4007841 067724
	15.86 W / 1823 lm / 3000 K	white	IP40 / IK07	4007841 067755
	<p>Bluetooth MESH</p> <p>Dimmable basic & main light, backlight function, optional emergency light, presence mode, neighbour group function. HF sensor concealed inside the light.</p> <p>Sensor data: 360° high-frequency, Ø 10 m Networking via: Bluetooth Mesh Connect Max. mounting height: 4.00 m Mounting site: Walls, ceilings Dimensions: Ø 350 x 55 mm</p> <p><small>This product contains a light source of energy efficiency class 'D'.</small></p> 			
RS PRO R20 Plus Q SC Sensor-switched LED indoor light 	15.86 W / 1970 lm / 4000 K	white	IP40 / IK07	4007841 067731
	15.86 W / 1826 lm / 3000 K	white	IP40 / IK07	4007841 067748
	<p>Bluetooth MESH</p> <p>Dimmable basic & main light, backlight function, optional emergency light, presence mode, neighbour group function. HF sensor concealed inside the light.</p> <p>Sensor data: 360° high-frequency, Ø 10 m Networking via: Bluetooth Mesh Connect Max. mounting height: 4.00 m Mounting site: Walls, ceilings Dimensions: 52 x 300 x 300 mm</p> <p><small>This product contains a light source of energy efficiency class 'D'.</small></p> 			
RS PRO R30 Plus SC Sensor-switched LED indoor light 	23.7 W / 3019 lm / 4000 K	white	IP40 / IK07	4007841 067762
	23.7 W / 2813 lm / 3000 K	white	IP40 / IK07	4007841 067793
	<p>Bluetooth MESH</p> <p>Dimmable basic & main light, backlight function, optional emergency light, presence mode, neighbour group function. HF sensor concealed inside the light.</p> <p>Sensor data: 360° high-frequency, Ø 10 m Networking via: Bluetooth Mesh Connect Max. mounting height: 4.00 m Mounting site: Walls, ceilings Dimensions: Ø 420 x 55 mm</p> <p><small>This product contains a light source of energy efficiency class 'D'.</small></p> 			
RS PRO R30 Plus Q SC Sensor-switched LED indoor light 	23.9 W / 2964 lm / 4000 K	white	IP40 / IK07	4007841 067779
	23.9 W / 2813 lm / 3000 K	white	IP40 / IK07	4007841 067786
	<p>Bluetooth MESH</p> <p>Dimmable basic & main light, backlight function, optional emergency light, presence mode, neighbour group function. HF sensor concealed inside the light.</p> <p>Sensor data: 360° high-frequency, Ø 10 m Networking via: Bluetooth Mesh Connect Max. mounting height: 4.00 m Mounting site: Walls, ceilings Dimensions: 55 x 350 x 350 mm</p> <p><small>This product contains a light source of energy efficiency class 'D'.</small></p> 			

Product	Performance data	Variant	IP rating	EAN
Emergency light module R series 	Emergency light module			
	white			4007841 064143
	Replacement battery for emergency light			
	white			4007841 006457
Automatically switches on an LED emergency light (107 lm) in compliance with EN 60598-2-22 for 3 hours in case of power failure. Replacement battery for emergency light comes in a set of 3.				



Product	Performance data	Variant	IP rating	EAN
RS PRO S10 SC Sensor-switched LED indoor light Bluetooth MESH 	9.1 W / 858 lm / 3000 K	PC	IP20 / IK07	4007841 081096
	9.1 W / 919 lm / 4000 K	PC	IP20 / IK07	4007841 081072
	Replacement shade			
		PC		4007841 013271
Silver, dimmable basic & main light, presence mode, neighbour group function. High-quality aluminium body and the latest Bluetooth SIG mesh standard. HF sensor concealed inside the light. Sensor data: 360° high-frequency, Ø 8 m Networking via: Bluetooth Mesh Connect Max. mounting height: 4.00 m Mounting site: Walls, ceilings Dimensions: Ø 300 x 71 mm This product contains a light source of energy efficiency class 'D'. 				
RS PRO S20 SC Sensor-switched LED indoor light Bluetooth MESH 	15.7 W / 1284 lm / 4000 K	PC	IP65 / IK10	4007841 079772
	15.7 W / 1537 lm / 4000 K	PC	IP20 / IK07	4007841 067540
	15.7 W / 1209 lm / 3000 K	PC	IP65 / IK10	4007841 079789
	15.7 W / 1435 lm / 3000 K	PC	IP20 / IK07	4007841 067564
	Replacement shade			
	PC		4007841 013271	
Silver, dimmable basic & main light, presence mode, neighbour group function. High-quality aluminium body and the latest Bluetooth SIG mesh standard. HF sensor concealed inside the light. Sensor data: 360° high-frequency, Ø 10 m Networking via: Bluetooth Mesh Connect Max. mounting height: 4.00 m Mounting site: Walls, ceilings Dimensions: Ø 300 x 71 mm This product contains a light source of energy efficiency class 'D'. 				
RS PRO S30 SC Sensor-switched LED indoor light Bluetooth MESH 	25.8 W / 2747 lm / 4000 K	PMMA	IP20 / IK07	4007841 068042
	25.8 W / 2615 lm / 3000 K	PMMA	IP20 / IK07	4007841 068059
	Replacement shade			
	PMMA		4007841 006204	
Silver, dimmable basic & main light, presence mode, neighbour group function. High-quality aluminium body and the latest Bluetooth SIG mesh standard. HF sensor concealed inside the light. Sensor data: 360° high-frequency, Ø 10 m Networking via: Bluetooth Mesh Connect Max. mounting height: 4.00 m Mounting site: Walls, ceilings Dimensions: Ø 350 x 83 mm This product contains a light source of energy efficiency class 'D'. 				
RS PRO S30 Q SC Sensor-switched LED indoor light Bluetooth MESH 	26 W / 2987 lm / 4000 K	PMMA	IP20 / IK03	4007841 067519
	26 W / 2801 lm / 3000 K	PMMA	IP20 / IK03	4007841 067526
	Replacement shade			
Silver, dimmable basic & main light, presence mode, neighbour group function. High-quality aluminium body and the latest Bluetooth SIG mesh standard. HF sensor concealed inside the light. Sensor data: 360° high-frequency, Ø 10 m Networking via: Bluetooth Mesh Connect Max. mounting height: 4.00 m Mounting site: Walls, ceilings Dimensions: 331 x 331 x 56 mm This product contains a light source of energy efficiency class 'D'. 				

Product	Performance data	Variant	IP rating	EAN	
RS PRO P1 S Sensor-switched LED indoor light  10% basic light. HF sensor concealed inside the light. Sensor data: 360° high-frequency, Ø 8 m Networking via: Cable Max. mounting height: 4.00 m Mounting site: Walls, ceilings Dimensions: Ø 280 x 110 mm <small>This product contains a light source of energy efficiency class "E" or "D".</small>	9.4 W / 980 lm / 4000 K	white	IP54 / IK03	4007841 056032	
	9.4 W / 968 lm / 3000 K	white	IP54 / IK03	4007841 056063	
	Manual version (without sensor)				
	8.2 W / 974 lm / 4000 K	white	IP54 / IK03	4007841 056049	
	8.2 W / 953 lm / 3000 K	white	IP54 / IK03	4007841 056056	
	Replacement shade				
		PMMA		4007841 063825	
					
	RS PRO P2 S Sensor-switched LED indoor light  10% basic light. HF sensor concealed inside the light. Sensor data: 360° high-frequency, Ø 8 m Networking via: Cable Max. mounting height: 4.00 m Mounting site: Walls, ceilings Dimensions: Ø 320 x 110 mm <small>This product contains a light source of energy efficiency class "D".</small>	15.4 W / 1731 lm / 4000 K	white	IP54 / IK03	4007841 056070
		15.1 W / 1674 lm / 3000 K	white	IP54 / IK03	4007841 056100
Manual version (without sensor)					
14.1 W / 1708 lm / 4000 K		white	IP54 / IK03	4007841 056087	
14 W / 1645 lm / 3000 K		white	IP54 / IK03	4007841 056094	
Emergency light according to EN 60598-2-22					
15.4 W / 1731 lm / 4000 K		white	IP54 / IK03	4007841 058579	
15.1 W / 1674 lm / 3000 K		white	IP54 / IK03	4007841 058586	
Replacement battery for emergency light					
		white		4007841 006457	
Replacement shade					
	PMMA		4007841 063832		
RS PRO P3 S Sensor-switched LED indoor light  10% basic light. HF sensor concealed inside the light. Sensor data: 360° high-frequency, Ø 8 m Networking via: Cable Max. mounting height: 4.00 m Mounting site: Walls, ceilings Dimensions: Ø 400 x 142 mm <small>This product contains a light source of energy efficiency class "D".</small>	18.4 W / 2188 lm / 4000 K	white	IP54 / IK03	4007841 056117	
	18.4 W / 2072 lm / 3000 K	white	IP54 / IK03	4007841 056148	
	Manual version (without sensor)				
	17.8 W / 2188 lm / 4000 K	white	IP54 / IK03	4007841 056124	
	17.8 W / 2081 lm / 3000 K	white	IP54 / IK03	4007841 056131	
	Emergency light according to EN 60598-2-22				
	18.4 W / 2188 lm / 4000 K	white	IP54 / IK03	4007841 058593	
	18.4 W / 2072 lm / 3000 K	white	IP54 / IK03	4007841 058609	
	Replacement battery for emergency light				
		white		4007841 006457	
Replacement shade					
	PMMA		4007841 063849		


Product	Performance data	Variant	IP rating	EAN	
RS PRO P1 flat S Sensor-switched LED indoor light  10% basic light. HF sensor concealed inside the light. Sensor data: 360° high-frequency, Ø 8 m Networking via: Cable Max. mounting height: 4.00 m Mounting site: Walls, ceilings Dimensions: Ø 272 x 64 mm <small>This product contains a light source of energy efficiency class "D".</small>	9.4 W / 965 lm / 4000 K	white	IP54 / IK03	4007841 069674	
	9.4 W / 942 lm / 3000 K	white	IP54 / IK03	4007841 069681	
	Manual version (without sensor)				
	8.2 W / 930 lm / 4000 K	white	IP54 / IK03	4007841 069698	
	8.2 W / 922 lm / 3000 K	white	IP54 / IK03	4007841 069704	
	Replacement shade				
		white		4007841 084530	
					
	RS PRO P2 flat S Sensor-switched LED indoor light  10% basic light. HF sensor concealed inside the light. Sensor data: 360° high-frequency, Ø 8 m Networking via: Cable Max. mounting height: 4.00 m Mounting site: Walls, ceilings Dimensions: Ø 322 x 68 mm <small>This product contains a light source of energy efficiency class "D".</small>	15.4 W / 1700 lm / 4000 K	white	IP54 / IK03	4007841 069735
		15.1 W / 1608 lm / 3000 K	white	IP54 / IK03	4007841 069742
Manual version (without sensor)					
14.1 W / 1684 lm / 4000 K		white	IP54 / IK03	4007841 069759	
14 W / 1653 lm / 3000 K		white	IP54 / IK03	4007841 069766	
Emergency light according to EN 60598-2-22					
15.4 W / 1700 lm / 4000 K		white	IP54 / IK03	4007841 069711	
15.1 W / 1608 lm / 3000 K		white	IP54 / IK03	4007841 069728	
Replacement battery for emergency light					
		white		4007841 006457	
Replacement shade					
	white		4007841 084547		
RS 10 S E27 sensor-switched indoor light  HF sensor concealed inside the light. Sensor data: 360° high-frequency, Ø 8 m Networking via: Cable Max. mounting height: 4.00 m Mounting site: Walls, ceilings Dimensions: Ø 280 x 110 mm	max. 75 W / E27	white	IP44 / IK03	4007841 730512	
					

RS PRO 5100 series. The most advanced linear light to address the backlog in modernisation.


It's time for something new in car parks, basements, halls, garages, corridors – in fact, any rooms that are still equipped with old-school tube lights. In essence, it's really quite simple: you take the existing wiring, mount the new installation using existing drill holes, wirelessly connect the new setup, and configure all your parameters via app. And just like that, you can take advantage of cutting-edge lighting technology built upon the existing infrastructure, modern convenience with a whole host of features, and direct cost savings through exceptional energy efficiency. As if that weren't enough, we also now offer a version complete with emergency light and 5-core wiring.



Film on use in parking & transportation applications



Bluetooth MESH	Commissioning and configuration via app	360° high-frequency sensor	IP65	IK07 shock resistance	Optional connection to emergency battery systems
Wireless networking with new Bluetooth Mesh Connect standard					

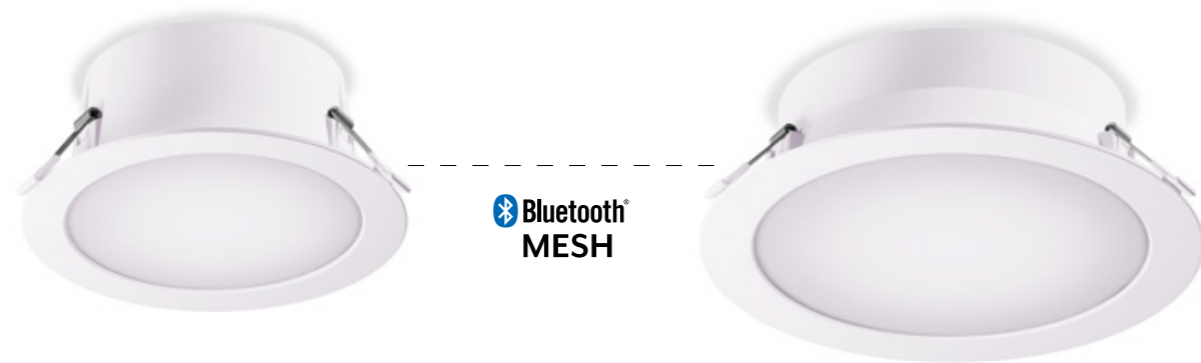


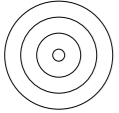


Product	Performance data	Variant	IP rating	EAN
RS PRO 5100 SC Sensor-switched LED indoor light 	31 W / 4250 lm / 4000 K	grey	IP65 / IK07	4007841 078881
	Manual version (without sensor)			
	31 W / 4250 lm / 4000 K	grey	IP65 / IK07	4007841 079178
	Emergency light according to EN 60598-2-22			
	31 W / 4250 lm / 4000 K	grey	IP65 / IK07	4007841 079161
5-core version				
31 W / 4250 lm / 4000 K	grey	IP65 / IK07	4007841 079185	Dimmable basic & main light, presence mode, neighbour group function. HF sensor concealed inside the light. Sensor data: 360° high-frequency, Ø 10 m Networking via: Bluetooth Mesh Connect Max. mounting height: 3.50 m Mounting site: Walls, ceilings <small>This product contains a light source of energy efficiency class 'D'.</small>
RS PRO 5150 SC Sensor-switched LED indoor light 	42 W / 5940 lm / 4000 K	grey	IP65 / IK07	4007841 058739
	Manual version (without sensor)			
	42 W / 5940 lm / 4000 K	grey	IP65 / IK07	4007841 058722
	Emergency light according to EN 60598-2-22			
	42 W / 5940 lm / 4000 K	grey	IP65 / IK07	4007841 058715
5-core version				
42 W / 5940 lm / 4000 K	grey	IP65 / IK07	4007841 079338	Dimmable basic & main light, presence mode, neighbour group function. HF sensor concealed inside the light. Sensor data: 360° high-frequency, Ø 10 m Networking via: Bluetooth Mesh Connect Max. mounting height: 4.00 m Mounting site: Walls, ceilings Dimensions: 1500 x 87 x 58 mm <small>This product contains a light source of energy efficiency class 'D'.</small>



RS PRO DL 150 / 200 SC

Downlights with STEINEL DNA.

150 mm and 200 mm indoor downlights with a low installation height and an output of 1170 lm or 1950 lm respectively. Ideal for stairwells, hallways, WCs, washrooms, changing rooms, utility rooms and side rooms. Equipped with a 360° high-frequency sensor (Ø 7 m range) and the latest Bluetooth Mesh technology. For intelligent light controls at STEINEL level. Quick, wireless connection and configuration, as well as straightforward grouping of lights via the STEINEL Connect app. With soft light start, neighbour group function, dimmable basic light and main light, and colour temperature change function (3000 K, 4000 K, 5700 K). Mounting height: max. 4 m. Thanks to a practical mounting adapter, oversized mounting holes from previously installed lights are no problem (available from Q2/2023).



 <p>High-frequency 360° sensor</p>	 <p>3000 / 4000 / 5700 K Switchable light colour</p>	 <p>Cross-range networking of STEINEL Bluetooth Mesh products</p>
---	---	---


Product	Performance data	Variant	IP rating	EAN
<p>RS PRO DL 150 Sensor-switched LED indoor light</p> 	<p>11 W / 1170 lm / 3000 K, 4000 K, 5700 K</p>	<p>white</p>	<p>IP20 / IK03</p>	<p>4007841 084998</p>
<p>Installation adapter</p>				
<p>Adapter RS PRO DL 150 SC</p>				<p>4007841 087364</p>
<p>Adjustable light colour: 3000 K, 4000 K, 5700 K Sensor data: 360° high-frequency, Ø 7 m Networking via: Bluetooth Mesh Connect Max. mounting height: 4.00 m Mounting site: Ceiling Dimensions: Ø 174 x 73 mm</p>				
<p>RS PRO DL 200 Sensor-switched LED indoor light</p> 	<p>18 W / 1950 lm / 3000 K, 4000 K, 5700 K</p>	<p>white</p>	<p>IP20 / IK03</p>	<p>4007841 085292</p>
<p>Installation adapter</p>				
<p>Adapter RS PRO DL 200 SC</p>				<p>4007841 087371</p>
<p>Adjustable light colour: 3000 K, 4000 K, 5700 K Sensor data: 360° high-frequency, Ø 7 m Networking via: Bluetooth Mesh Connect Max. mounting height: 4.00 m Mounting site: Ceiling Dimensions: Ø 230 x 73 mm</p>				

XLED PRO floodlights. Optimum illumination for every situation.

With their swivelling LED panels, the floodlights in our XLED PRO range really do tick all the boxes. In fact, STEINEL LED technology offers more uniform and targeted lighting for halls, company buildings, entrances and paths than ever before with up to 2124 lumens. All of our floodlights can be mounted at heights of up to 6 metres, and we even offer a corner wall mount for the XLED PRO 240.



XLED PRO 240 S



Product

Performance data

Variant

IP rating

EAN

XLED PRO 240 S

Sensor-switched LED floodlight



19.3 W / 2124 lm / 3000 K	white	IP44 / IK03	4007841 068073
19.3 W / 2124 lm / 4000 K	white	IP44 / IK03	4007841 068370
19.3 W / 2124 lm / 3000 K	black	IP44 / IK03	4007841 068110
19.3 W / 2124 lm / 3000 K	anthracite	IP44 / IK03	4007841 068066
Manual version (without sensor)			
19.3 W / 2124 lm / 3000 K	white	IP44 / IK03	4007841 068103
19.3 W / 2124 lm / 3000 K	black	IP44 / IK03	4007841 068097
19.3 W / 2124 lm / 3000 K	anthracite	IP44 / IK03	4007841 068080
Corner wall mount			
	white		4007841 055615
	black		4007841 055875
	anthracite		4007841 053086

2 x 180° swivelling LED panels, corner wall mount optional

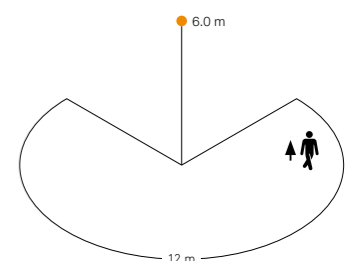
Sensor data: 240° passive infrared, r = 12 m

Networking via: Cable

Max. mounting height: 6.00 m

Mounting site: Wall, ceiling

Dimensions: 161 x 180 x 221 mm (without sensor: 161 x 180 x 199 mm)




XLED PRO One. Bright isn't the word.

With a maximum of 6116 lumens, the XLED PRO One floodlights ensure perfect illumination with a warm white light that reaches into even the darkest of corners. The robust aluminium floodlights are available in three levels of luminosity, each with or without a sensor, and all covered by STEINEL's 5-year manufacturer's warranty.

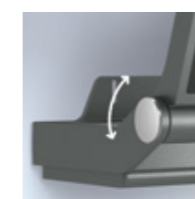


XLED PRO One S

	XLED PRO One S	XLED PRO One Plus S	XLED PRO One Max S	XLED PRO One	XLED PRO One Plus	XLED PRO One Max
Light flux	2204 lm	4370 lm	6116 lm	2236 lm	4370 lm	6093 lm
Sensor	240°, max. 10 m	240°, max. 10 m	240°, max. 10 m	-	-	-
Basic light	10%	10%	10%	-	-	-



Aluminium housing



Panel swivels through 180°





Incl. RC12 for sensor version





Optional Smart Remote



Optional surface-mount adapter

Product	Performance data	Variant	IP rating	EAN
XLED PRO ONE S Sensor-switched LED floodlight 	18.4 W / 2204 lm / 3000 K	anthracite	IP44 / IK03	4007841 069568
	Manual version (without sensor)			
	17.7 W / 2236 lm / 3000 K	anthracite	IP44 / IK03	4007841 069513
	Surface-mounted adapter			
		anthracite		4007841 080990
	10% basic light. Sensor version includes RC 12 remote control Sensor data: 240° passive infrared, r = 10 m Networking via: Cable Max. mounting height: 6.00 m Mounting site: Ceilings, walls Dimensions: 182 x 229 x 230 mm			
XLED PRO ONE Plus S Sensor-switched LED floodlight 	33.8 W / 4370 lm / 3000 K	anthracite	IP44 / IK03	4007841 069551
	Manual version (without sensor)			
	33.1 W / 4370 lm / 3000 K	anthracite	IP44 / IK03	4007841 069544
	Surface-mounted adapter			
		anthracite		4007841 080983
	10% basic light. Sensor version includes RC 12 remote control Sensor data: 240° passive infrared, r = 10 m Networking via: Cable Max. mounting height: 6.00 m Mounting site: Ceilings, walls Dimensions: 202 x 259 x 250 mm			
XLED PRO ONE Max S Sensor-switched LED floodlight 	50.1 W / 6116 lm / 3000 K	anthracite	IP44 / IK03	4007841 069537
	Manual version (without sensor)			
	49.4 W / 6093 lm / 3000 K	anthracite	IP44 / IK03	4007841 069520
	Surface-mounted adapter			
		anthracite		4007841 080983
	10% basic light. Sensor version includes RC 12 remote control Sensor data: 240° passive infrared, r = 10 m Networking via: Cable Max. mounting height: 6.00 m Mounting site: Ceilings, walls Dimensions: 202 x 259 x 250 mm			

Product	Performance data	Variant	IP rating	EAN
Smart Remote Remote control 	black			4007841 009151
	For controlling lights and sensors via smartphone or tablet. Replaces the RC1-RC12 remote controls. Incl. 2x AA batteries.			
RC 12 Remote control 	black			4007841 079000
	Twilight setting, run-on time, reset, install mode, continuous OFF/ON (4 h), teach mode, basic brightness time For: XLED PRO ONE S, XLED PRO ONE PLUS S, XLED PRO ONE MAX S			

XSolar lights. Light anytime, anywhere. Without requiring electricity.

Light without electricity – the idea behind solar lights is sound. Install flexible and weather-resistant lighting solutions on household walls, carports and outdoor surfaces in no time. With our XSolar lights, we have managed to perfectly combine the perfect components in the form of highly efficient LEDs, precise STEINEL sensor technology, modern lithium iron phosphate batteries and patented software. Whether in summer or winter, STEINEL XSolar lights simply work at all times, shining brightly 365 days a year.




XSolar L-S



Monocrystalline solar panel



Highly efficient LED system



Powerful infrared sensor

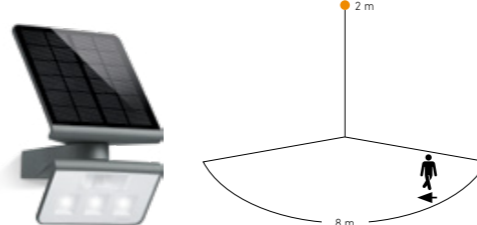



Lithium iron phosphate battery



Intelligent control



Product	Performance data	Variant	IP rating	EAN
XSolar L-S LED solar lights 	1.2 W / 3000 K	anthracite	IP44 / IK03	4007841 085698
	6 m extension cable		black	4007841 006518
Completely wireless for flexible, universal use 60-day light reserve thanks to a lithium iron phosphate battery. Lighting only when required thanks to STEINEL motion detector Sensor data: 140° passive infrared, r = 8 m Max. mounting height: 2.00 m Mounting site: Wall Dimensions: 187 x 189 x 298 mm				
XSolar GL-S LED solar lights 	1.2 W / 3000 K	anthracite	IP44 / IK03	4007841 085681
	Completely wireless for flexible, universal use 60-day light reserve thanks to a lithium iron phosphate battery. Lighting only when required thanks to STEINEL motion detector Sensor data: 140° passive infrared, r = 5 m Mounting site: Standing Dimensions: 188 x 194 x 1178 mm			

The outdoor light that solves all problems.


Why guess when you can be spot on? With the installation of four precision infrared sensors, which can be individually adjusted in four directions, the DL Vario Quattro PRO S is able to do its job exactly where it is needed. At the same time, the range can be precisely adjusted from 2–8 metres to exclude adjacent streets or neighbour paths from the detection zone as required. The sensor lenses integrated into the light cover are only visible from the outside as a discreet honeycomb structure to round off the sleek design of the light without distracting sensor elements. All this for a light that offers illumination precisely and reliably where you need it.



DL Vario Quattro Pro S



Sensor lens integrated into the light cover



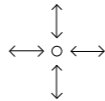

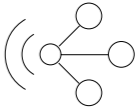
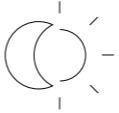


4 individually adjustable infrared sensors


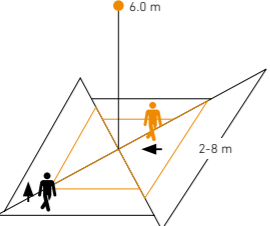

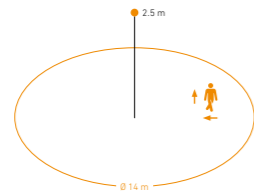

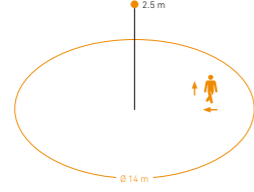



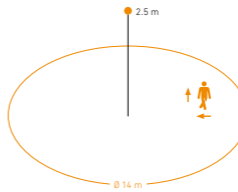

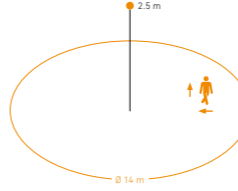


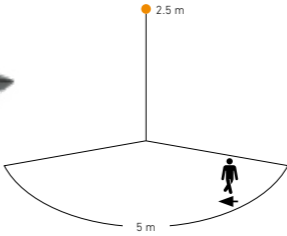

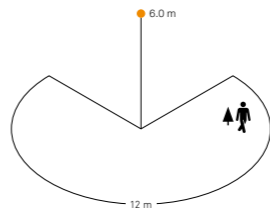
Reach adjustment from 2–8 m in any direction



Sensor adjustable in any direction

 <p>4 individually adjustable infrared sensors</p>	 <p>Reach adjustment from 2–8 m in any direction</p>	 <p>10 lights can be connected by cable</p>
 <p>2–1000 lux</p>	 <p>5 secs – 30 mins</p>	 <p>IK07 shock resistance</p>

Product	Performance data	Variant	IP rating	EAN
DL Vario Quattro PRO S Sensor-switched LED outdoor light  	14 W / 1430 lm / 4000 K	white	IP54 / IK07	4007841 068196
	14 W / 1430 lm / 4000 K	silver	IP54 / IK07	4007841 035495
	14 W / 1430 lm / 4000 K	anthracite	IP54 / IK07	4007841 057589
	14 W / 1430 lm / 3000 K	white	IP54 / IK07	4007841 068202
	With 4 individually adjustable infrared sensors. 4-hour continuous light, basic light 10% Sensor data: 360° passive infrared, r = 16 m Networking via: Cable Max. mounting height: 6.00 m Mounting site: Ceiling Dimensions: Ø 310 x 69 mm This product contains a light source of energy efficiency class 'D'.			
L 690 S Sensor-switched LED outdoor light  	8.5 W / 700 lm / 3000 K	anthracite	IP44 / IK07	4007841 053000
	Replacement shade			
		PMMA		4007841 006327
With minisensor. 4-hour continuous light, basic light 10%, sheet of house numbers included Sensor data: 360° passive infrared, r = 7 m Networking via: Cable Max. mounting height: 2.50 m Mounting site: Wall Dimensions: 104 x 291 x 303 mm This product contains a light source of energy efficiency class 'D'.				
L 691 S Sensor-switched LED outdoor light  	8.5 W / 576 lm / 3000 K	anthracite	IP44 / IK07	4007841 053031
	Replacement shade			
		PMMA		4007841 006327
With minisensor. 4-hour continuous light, basic light 10% Sensor data: 360° passive infrared, r = 7 m Networking via: Cable Max. mounting height: 2.50 m Mounting site: Wall Dimensions: 126 x 291 x 303 mm This product contains a light source of energy efficiency class 'D'.				

Product	Performance data	Variant	IP rating	EAN
L 330 S Sensor-switched LED outdoor light  	8.4 W / 815 lm / 3000 K	anthracite	IP44 / IK10	4007841 053079
	Replacement shade			
		PMMA		4007841 062965
With minisensor. 4-hour continuous light, basic light 10% Sensor data: 360° passive infrared, r = 7 m Networking via: Cable Max. mounting height: 2.50 m Mounting site: Wall Dimensions: 109 x 253 x 270 mm This product contains a light source of energy efficiency class 'D'.				
L 331 S Sensor-switched LED outdoor light  	8.4 W / 711 lm / 3000 K	anthracite	IP44 / IK10	4007841 053093
	Replacement shade			
		PMMA		4007841 062965
With minisensor. 4-hour continuous light, basic light 10% Sensor data: 360° passive infrared, r = 7 m, interconnection via: Cable Max. mounting height: 2.50 m, mounting site: Wall Dimensions: 124 x 253 x 270 mm This product contains a light source of energy efficiency class 'D'.				
L 825 SC Sensor-switched LED outdoor light   	9.7 W / 707 lm / 3000 K	anthracite	IP44 / IK03	4007841 059903
	Settings via Bluetooth, app-controlled, continuous light and basic light 10-100% Sensor data: 160° iHF (intelligent high-frequency technology), r = 5 m Networking via: Bluetooth Mesh Connect Max. mounting height: 2.50 m Mounting site: Wall Dimensions: 157 x 331 x 95 mm This product contains a light source of energy efficiency class 'E'.			
L 400 S E27 sensor-switched outdoor light with infrared sensor  	max. 60 W / E27	white	IP44 / IK03	4007841 611118
	max. 60 W / E27	black	IP44 / IK03	4007841 611019
	Replacement glass			
		Glass		4007841 001902
	Corner wall mount			
	white		4007841 630416	
	black		4007841 630317	
Hand-blown crystal glass, 4-hour continuous light, basic light 10-50% Sensor data: 240° passive infrared, r = 12 m Max. mounting height: 6.00 m Mounting site: Wall Dimensions: 250 x 215 x 336 mm				

The top-class light cube. Now also part of the Professional line.

This cubic lighting system adds a touch of class to any residential setting. The lights blend in perfectly with modern building architecture, and both the main light – which can be dimmed using the app – and the pleasant soft light start will help residents to save energy and create the perfect lighting ambience for any situation. The wireless Bluetooth networking option enables the light to think ahead, while the neighbour group function allows you to provide even, safe lighting on pathways and alongside buildings.



Product	Performance data	Variant	IP rating	EAN
GL 85 SC 900 Sensor-switched LED outdoor light 	9 W / 655 lm / 3000 K	anthracite	IP44 / IK03	4007841 078683
	Manual version (without sensor)			
	9 W / 719 lm / 3000 K	anthracite	IP44 / IK03	4007841 078676
	Replacement stand profile			
	anthracite		4007841 078867	
Replacement base				
	anthracite		4007841 078843	
Aluminium stand light with internal 160° iHF sensor. Dimmable main light, soft-light start, continuous light individually adjustable via app. Sensor data: 160° iHF (intelligent high-frequency technology), r = 5 m Networking via: Bluetooth Mesh Connect Mounting site: Standing Dimensions: 136 x 146 x 900 mm <small>This product contains a light source of energy efficiency class 'F'.</small>				
GL 85 SC 600 Sensor-switched LED outdoor light 	9 W / 655 lm / 3000 K	anthracite	IP44 / IK03	4007841 078669
	Manual version (without sensor)			
	9 W / 719 lm / 3000 K	anthracite	IP44 / IK03	4007841 078652
	Replacement stand profile			
	anthracite		4007841 078850	
Replacement base				
	anthracite		4007841 078843	
Aluminium stand light with internal 160° iHF sensor. Dimmable main light, soft-light start, continuous light individually adjustable via app. Sensor data: 160° iHF (intelligent high-frequency technology), r = 5 m Networking via: Bluetooth Mesh Connect Mounting site: Standing Dimensions: 136 x 146 x 600 mm <small>This product contains a light source of energy efficiency class 'F'.</small>				
L 845 SC Sensor-switched LED outdoor light 	9 W / 655 lm / 3000 K	anthracite	IP44 / IK03	4007841 078645
	Manual version (without sensor)			
	9 W / 719 lm / 3000 K	anthracite	IP44 / IK03	4007841 078638
	Aluminium wall light with internal 160° iHF sensor.			
Dimmable main light, soft-light start, continuous light individually adjustable via app. Sensor data: 160° iHF (intelligent high-frequency technology), r = 5 m Networking via: Bluetooth Mesh Connect Max. mounting height: 2.50 m Mounting site: Wall Dimensions: 134 x 134 x 87 mm <small>This product contains a light source of energy efficiency class 'F'.</small>				

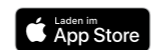
The future is Bluetooth

As the globally recognised standard for wireless data transfer, Bluetooth is used by practically every smartphone user. With Bluetooth Mesh Connect and the new STEINEL Connect app, we are ready for the future and proud to create new possibilities in networking and controlling lights and sensors. For more flexibility, convenience and energy-efficiency.



STEINEL Connect app

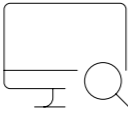

The STEINEL Connect app can be used to input concrete values, such as range or basic light, and create networks, groups and neighbour groups. As a result, there is no need for controllers on the product itself. All settings can be viewed at a glance.



<h1>>100</h1> <p>STEINEL Bluetooth products</p>			 True Presence® Multisensor
 IS 180 digi HD	 IR Quattro HD-2	 IR MICRO Office	 R 10 SC
 R 20 SC	 R 30 SC	 R 20 Q SC	 R 30 Q SC
 S 10 SC	 GL 85-600/900 SC		
 S 20 SC			
 S 30 SC	 S 30 Q SC		
 5100 / 5150 SC	 L 845 SC		

Service. Made by STEINEL.

For over 60 years now, we have been inventing and developing technological products that are way ahead of their time and capable of changing entire markets. We are the specialists in sensor technology and supply everything relating to automatic light and building automation. Products, software and service – you can count on us to support you with aspect of your application.

		
<p>Technical support STEINEL Professional</p> <p>Planning service DIALux / Relux</p> <p>Tel.: +49 (0) 5245 448-560 Fax: +49 (0) 5245 448-308 Email: objekte@steinel.de</p>		<p>Find our entire product range along with operating instructions and product videos at:</p> <p>www.steinel.de</p>
		
<p>5-year warranty for all products in our Professional line</p>	<p>STEINEL spare parts service and after-sales warranty on original parts</p>	<p>Our dedicated field sales representatives are your direct points of contact</p>

Always up to date. Always in the know.

The Sensor Guide contains a full range of light and sensor solutions to suit your application and desired field of use. Clear, quick, and easy to understand.

The STEINEL Newsletter covers all the latest developments in sensor technology and lighting for you, and comes directly from the manufacturer.

	
<p>The STEINEL Sensor Guide</p>	<p>Newsletter for lighting and sensor professionals</p>

STEINEL GmbH
Dieselstraße 80-84
33442 Herzebrock-Clarholz
Germany

Tel.: +49 (0) 5245-448-0
Fax: +49 (0) 5245-448-197
www.steinell.de
youtube.com/steinellgmbh
xing.com/companies/steinelvertriebgmbh



Steinel UK Ltd
25 Manasty Road
Orton Southgate
Peterborough
PE2 6UP

Tel - 01733 366700
Fax - 01733 366701

www.steinell.de/en
steinell@steinell.co.uk